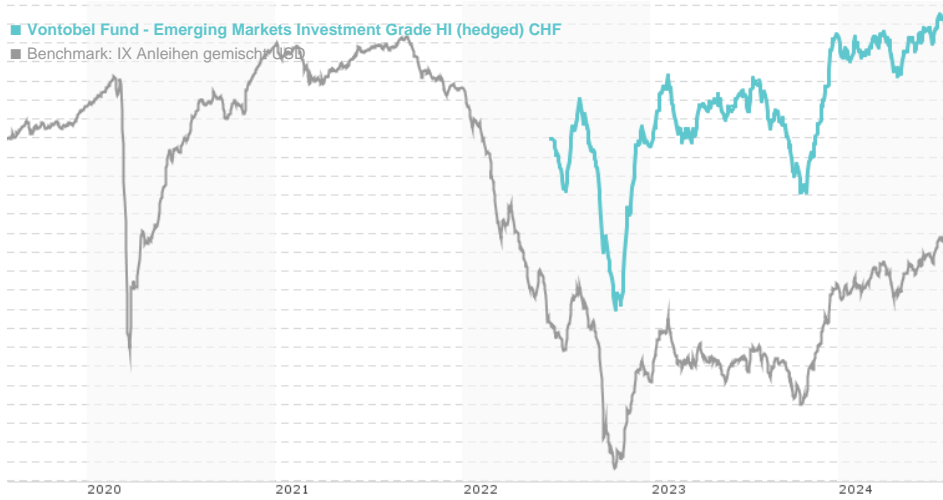


Vontobel Fund - Emerging Markets Investment Grade HI (hedged) CHF / LU2424537277 / A3DD0N / Vontobel AM

| | | | | |
|------------------------------|-----------|--------------|---------------|-------------------|
| Last 07/26/2024 ¹ | Region | Branch | Type of yield | Type |
| 106.37 CHF | Worldwide | Bonds: Mixed | reinvestment | Fixed-Income Fund |



Risk key figures

| | | | | | | | |
|---|------------------|---|---|---|---|---|---|
| SRI | 1 | 2 | 3 | 4 | 5 | 6 | 7 |
| Mountain-View Funds Rating ² | EDA ³ | | | | | | |
| | 76 | | | | | | |

Yearly Performance

| | |
|------|--------|
| 2023 | +5.86% |
|------|--------|

| Master data | | Conditions | | Other figures | |
|---------------------|---------------------------------------|----------------------------------|-------|--------------------|-------|
| Fund type | Single fund | Issue surcharge | 5.00% | Minimum investment | UNT 0 |
| Category | Bonds | Planned administr. fee | 0.00% | Savings plan | - |
| Sub category | Bonds: Mixed | Deposit fees | 0.00% | UCITS / OGAW | Yes |
| Fund domicile | Luxembourg | Redemption charge | 0.30% | Performance fee | 0.00% |
| Tranch volume | (07/26/2024) USD 19.14 mill. | Ongoing charges | - | Redeployment fee | 0.00% |
| Total volume | (07/26/2024) USD 54.02 mill. | Dividends | | Investment company | |
| Launch date | 6/21/2022 | Vontobel AM | | | |
| KESt report funds | No | Gotthardstrasse 43, 8022, Zürich | | | |
| Business year start | 01.09. | Switzerland | | | |
| Sustainability type | - | https://www.vontobel.com | | | |
| Fund manager | Wouter van Overfelt, Sergey Goncharov | | | | |

| Performance | 1M | 6M | YTD | 1Y | 2Y | 3Y | 5Y | Since start |
|------------------|--------|--------|--------|--------|---------|--------|-------|-------------|
| Performance | +0.65% | +1.98% | +0.85% | +3.22% | +7.60% | - | - | +6.37% |
| Performance p.a. | - | - | - | +3.21% | +3.72% | - | - | +2.99% |
| Sharpe ratio | 1.60 | 0.11 | -0.71 | -0.12 | 0.01 | - | - | -0.15 |
| Volatility | 2.85% | 3.02% | 3.05% | 3.73% | 4.75% | 0.00% | 0.00% | 4.73% |
| Worst month | - | -2.08% | -2.08% | -2.15% | -6.31% | -6.31% | 0.00% | -6.31% |
| Best month | - | 1.43% | 3.68% | 4.63% | 7.50% | 7.50% | 0.00% | 7.50% |
| Maximum loss | -0.62% | -2.21% | -2.21% | -5.71% | -10.83% | 0.00% | 0.00% | - |

Distribution permission

Austria, Germany, Switzerland

¹ Important note on update status: The displayed date refers exclusively to the calculation of the NAV.

² The Mountain-View Data Fund Rating calculates a comparative ranking for funds using yield, volatility and trend data. For more information visit [MVD Funds Rating](#)

³ Displays the Ethical-Dynamical Ratio calculated according to standard criteria. The maximum value is 100. For more information visit [EDA](#)

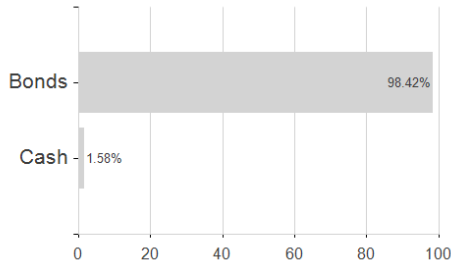
DISCLAIMER: The information on this page are for informational purposes only and should neither an offer to sell nor a solicitation for the purchase of the security or recommendation in favor of the security to be understood. baha GmbH assumes no liability despite thorough searches for the accuracy of the data.

Funds data from: www.mountain-view.com. Fact Sheet created by: www.baha.com


Vontobel Fund - Emerging Markets Investment Grade HI (hedged) CHF / LU2424537277 / A3DD0N / Vontobel AM

Assessment Structure

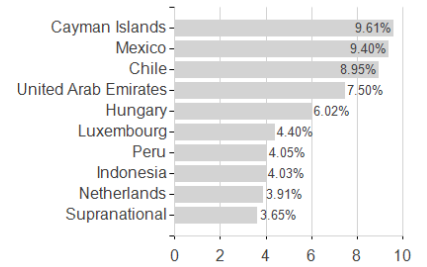
Assets



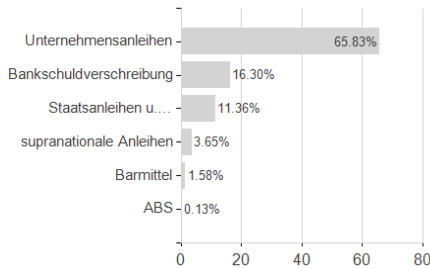
Largest positions



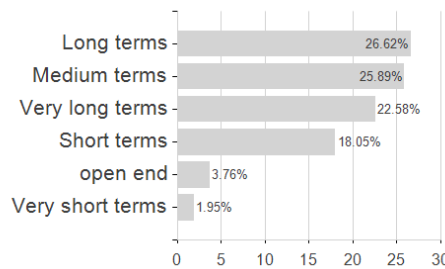
Countries



Issuer



Duration



Currencies

