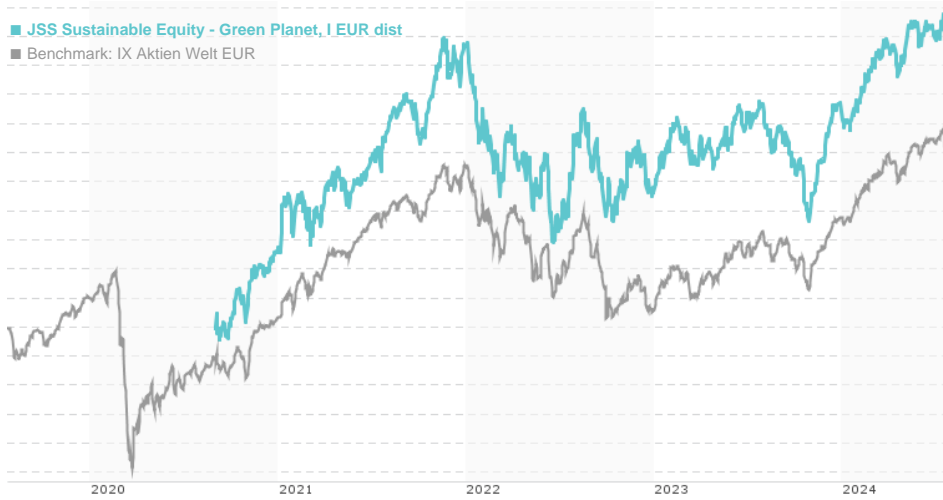


**JSS Sustainable Equity - Green Planet, I EUR dist / LU1732172850 / A2QCD9 / J.S.Sarasin Fd.M. LU**

Last 07/23/2024 <sup>1</sup>	Region	Branch	Type of yield	Type
151.64 EUR	Worldwide	Mixed Sectors	paying dividend	Equity Fund



**Risk key figures**

SRI	1	2	3	4	5	6	7
Mountain-View Funds Rating <sup>2</sup>							EDA <sup>3</sup>
							96

**Yearly Performance**

2023	+12.67%
2022	-16.94%
2021	+30.28%

Master data		Conditions		Other figures	
-------------	--	------------	--	---------------	--

Fund type	Single fund	Issue surcharge	0.00%	Minimum investment	EUR 1,000,000.00
Category	Equity	Planned administr. fee	0.00%	Savings plan	-
Sub category	Mixed Sectors	Deposit fees	0.10%	UCITS / OGAW	Yes
Fund domicile	Luxembourg	Redemption charge	0.00%	Performance fee	0.00%
Tranch volume	(07/23/2024) EUR 1.37 mill.	Ongoing charges	-	Redeployment fee	0.00%
Total volume	(06/28/2024) EUR 398.01 mill.	<b>Dividends</b>		<b>Investment company</b>	
Launch date	8/31/2020	J.S.Sarasin Fd.M. LU			
KESt report funds	Yes	17-21, Boulevard Joseph II, 1840, Luxembourg			
Business year start	01.07.	Luxembourg			
Sustainability type	Ethics/ecology	http://www.jsafrasarasin.lu/internet/lu/			
Fund manager	Daniel Lurch, Lena Jacquelin				

Performance	1M	6M	YTD	1Y	2Y	3Y	5Y	Since start
Performance	-0.29%	+10.16%	+9.17%	+10.13%	+20.68%	+14.14%	-	+51.64%
Performance p.a.	-	-	-	+10.13%	+9.87%	+4.50%	-	+11.28%
Sharpe ratio	-0.62	1.80	1.33	0.60	0.45	0.05	-	0.49
Volatility	11.73%	9.85%	10.14%	10.81%	13.66%	15.36%	0.00%	15.43%
Worst month	-	-2.68%	-2.68%	-7.11%	-7.11%	-8.54%	0.00%	-8.54%
Best month	-	5.88%	5.88%	9.83%	14.12%	14.12%	0.00%	14.12%
Maximum loss	-2.75%	-4.25%	-4.25%	-14.79%	-14.79%	-23.46%	0.00%	-

**Distribution permission**

Austria, Germany, Switzerland

1 Important note on update status: The displayed date refers exclusively to the calculation of the NAV.  
 2 The Mountain-View Data Fund Rating calculates a comparative ranking for funds using yield, volatility and trend data. For more information visit [MVD Funds Rating](#)  
 3 Displays the Ethical-Dynamical Ratio calculated according to standard criteria. The maximum value is 100. For more information visit [EDA](#)

**JSS Sustainable Equity - Green Planet, I EUR dist / LU1732172850 / A2QCD9 / J.S.Sarasin Fd.M. LU**

**Investment strategy**

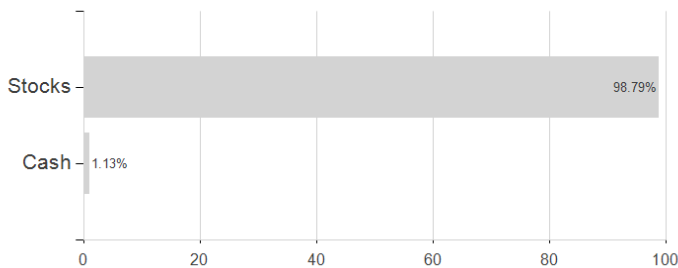
The assets of the Sub-Fund are mainly invested either directly (min. 67%) or indirectly in worldwide equity securities that offer an exposure to green innovation solutions. The investment approach considers multiple green growth themes such as ecosystem protection (e.g. water technologies), resource efficiency (e.g. manufacturing efficiency), future energies (e.g. solar & wind value chain) and smart mobility (e.g. electric vehicles). Investments are made across sectors and market capitalizations and without any restriction as to the issuer's domicile. This also includes investments in the emerging markets. Emerging markets generally mean the markets of countries which are in the process of becoming modern industrial markets and therefore show higher potential, but also carry a higher risk. Investments in the securities mentioned above may also be made through Global Depository Receipts (GDRs) and American Depository Receipts (ADRs) listed on recognized exchanges and markets issued by international financial institutions. The Sub-Fund's sustainable investment objectives are aligned with SFDR Art. 9.

**Investment goal**

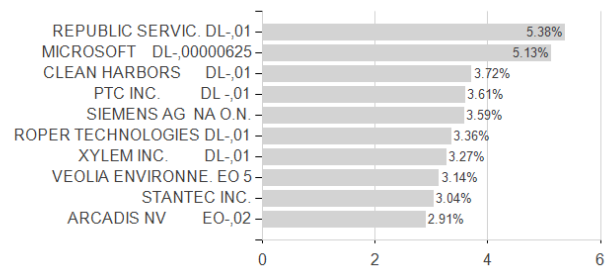
The investment objective of JSS Sustainable Equity - Green Planet (the "Sub-Fund") is to seek to achieve long-term capital appreciation through global investment in equity of companies that contribute to green solutions.

**Assessment Structure**

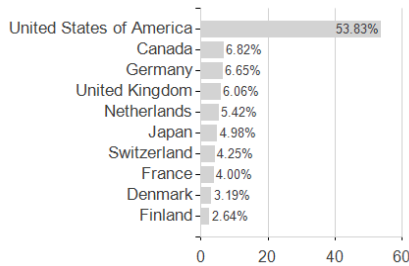
**Assets**



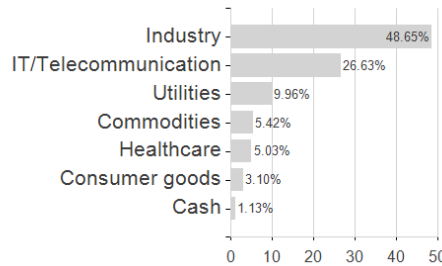
**Largest positions**



**Countries**



**Branches**



**Currencies**

