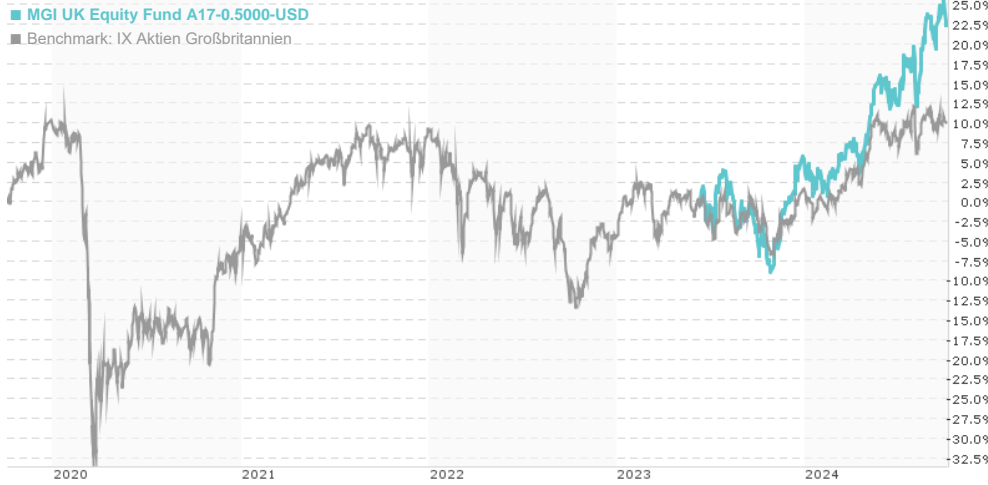


MGI UK Equity Fund A17-0.5000-USD / IE000ZFYM58 / A3DNX1 / Mercer Global IM

Last 10/03/2024 <sup>1</sup>	Country	Branch	Type of yield	Type
138.93 USD	United Kingdom	Mixed Sectors	reinvestment	Equity Fund



Risk key figures

SRI	1	2	3	4	5	6	7
-----	---	---	---	---	---	---	---

Mountain-View Funds Rating<sup>2</sup> EDA<sup>3</sup>

- -

Yearly Performance

Master data		Conditions		Other figures	
Fund type	Single fund	Issue surcharge	0.00%	Minimum investment	UNT 0
Category	Equity	Planned administr. fee	0.00%	Savings plan	-
Sub category	Mixed Sectors	Deposit fees	0.00%	UCITS / OGAW	Yes
Fund domicile	Ireland	Redemption charge	0.00%	Performance fee	0.00%
Tranch volume	(10/02/2024) GBP 7.30 mill.	Ongoing charges	-	Redeployment fee	0.00%
Total volume	(10/02/2024) GBP 116.69 mill.	Dividends		Investment company	
Launch date	7/10/2022			Mercer Global IM	
KESt report funds	No				
Business year start	-			Ireland	
Sustainability type	-			www.mercer.com	
Fund manager	-				

Performance	1M	6M	YTD	1Y	2Y	3Y	5Y	Since start
Performance	-0.90%	+15.00%	+16.13%	+28.99%	-	-	-	+22.58%
Performance p.a.	-	-	-	+28.90%	-	-	-	+16.71%
Sharpe ratio	-1.02	2.13	1.44	1.83	-	-	-	0.96
Volatility	13.41%	13.55%	13.04%	14.08%	0.00%	0.00%	0.00%	13.99%
Worst month	-	-2.42%	-2.42%	-5.50%	-5.50%	0.00%	0.00%	-5.50%
Best month	-	6.55%	6.55%	8.87%	8.87%	0.00%	0.00%	8.87%
Maximum loss	-3.36%	-6.26%	-6.26%	-6.26%	0.00%	0.00%	0.00%	-

Distribution permission

Germany

1 Important note on update status: The displayed date refers exclusively to the calculation of the NAV.

2 The Mountain-View Data Fund Rating calculates a comparative ranking for funds using yield, volatility and trend data. For more information visit [MVD Funds Rating](#)

3 Displays the Ethical-Dynamical Ratio calculated according to standard criteria. The maximum value is 100. For more information visit [EDA](#)

**MGI UK Equity Fund A17-0.5000-USD / IE000ZFYYM58 / A3DNX1 / Mercer Global IM**

**Investment strategy**

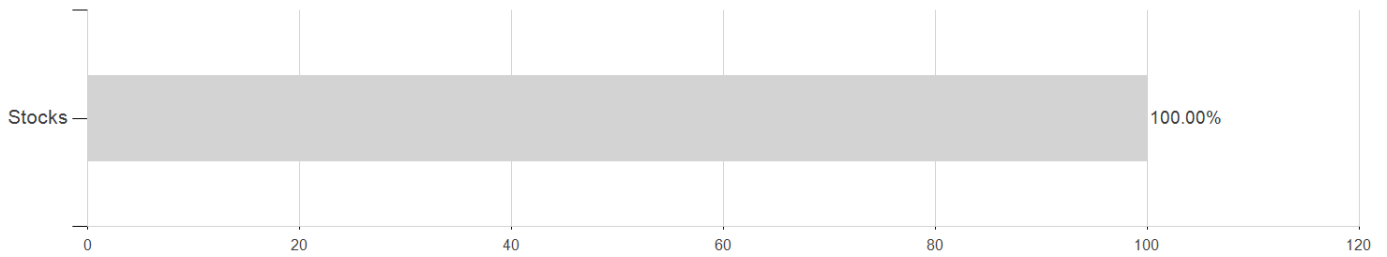
The Fund will seek to achieve its objective by mainly investing in equities and equity-related securities, listed or traded in the UK. The Fund is actively managed and will seek to outperform the FTSE All- Share Net Total Return Index (the "Index") by 0.75% - 1.5%, gross of the fees of the Manager, the Investment Manager and the Distributor, but net of all other fees and expenses of the Fund, on average per annum over the medium to long term. The Investment Manager may use its discretion to invest in, for example, securities, issuers, companies or sectors not included in the Index. The Index aims to represent the performance of at least 98% of the full market capitalisation of companies listed on the London Stock Exchange's main market which qualify as eligible by passing liquidity and size screening. There is no guarantee the Fund will outperform the Index.

**Investment goal**

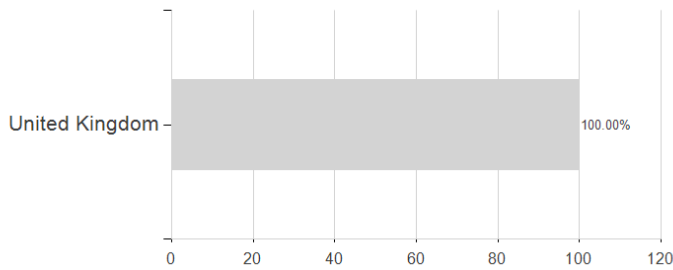
The investment objective of the Fund is to seek long-term growth of capital and income.

**Assessment Structure**

**Assets**



**Countries**



**Branches**

