

Global X NASDAQ 100 Coll.95-110 ETF / US37960A6029 / GLOB07 / Global X Management

Last 10/04/2024 ¹	Region	Branch	Type of yield	Type
30.27 USD	Worldwide	ETF Special	paying dividend	Alternative Investm.



Risk key figures

SRI	1	2	3	4	5	6	7
Mountain-View Funds Rating ²							EDA ³
							-

Yearly Performance

2023	+27.29%
2022	-13.87%

Master data		Conditions		Other figures	
Fund type	Single fund	Issue surcharge	-	Minimum investment	UNT 1
Category	Special Type	Planned administr. fee	0.00%	Savings plan	-
Sub category	ETF Special	Deposit fees	0.00%	UCITS / OGAW	-
Fund domicile	United States of America	Redemption charge	-	Performance fee	0.00%
Tranch volume	(10/04/2024) USD 1.82 mill.	Ongoing charges	-	Redeployment fee	0.00%
Total volume	-	Dividends		Investment company	
Launch date	8/25/2021	Global X Management			
KESt report funds	No	600 Lexington Ave, 20th Floor, 10022, New York			
Business year start	01.11.	United States of America			
Sustainability type	-	https://www.globalxfunds.com			
Fund manager	-				

Performance	1M	6M	YTD	1Y	2Y	3Y	5Y	Since start
Performance	+4.16%	+8.15%	+14.27%	+26.44%	+35.50%	-	-	+25.29%
Performance p.a.	-	-	-	+26.36%	+16.38%	-	-	+8.69%
Sharpe ratio	4.89	1.08	1.35	2.00	1.05	-	-	0.45
Volatility	12.48%	12.64%	11.91%	11.61%	12.50%	0.00%	0.00%	12.06%
Worst month	-	-3.39%	-3.39%	-3.39%	-8.08%	-8.08%	0.00%	-8.08%
Best month	-	6.28%	6.28%	7.71%	7.71%	7.71%	0.00%	7.71%
Maximum loss	-1.45%	-8.12%	-8.12%	-8.12%	-9.26%	0.00%	0.00%	-

¹ Important note on update status: The displayed date refers exclusively to the calculation of the NAV.

² The Mountain-View Data Fund Rating calculates a comparative ranking for funds using yield, volatility and trend data. For more information visit [MVD Funds Rating](#)

³ Displays the Ethical-Dynamical Ratio calculated according to standard criteria. The maximum value is 100. For more information visit [EDA](#)

Global X NASDAQ 100 Coll.95-110 ETF / US37960A6029 / GLOB07 / Global X Management

Investment strategy

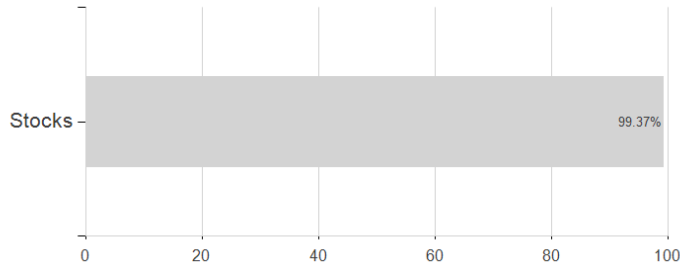
The Underlying Index measures the performance of a risk management strategy that holds the underlying stocks of the NASDAQ 100® Index and applies an options collar strategy (i.e., a mix of short (sold) call options and long (purchased) put options) on the NASDAQ 100® Index. The Underlying Index specifically reflects the performance of the component securities of the NASDAQ 100® Index, combined with a long position in 5% out-of-the money ("OTM") put options and a short position in 10% OTM call options, each corresponding to the value of the portfolio of stocks in the NASDAQ 100® Index.

Investment goal

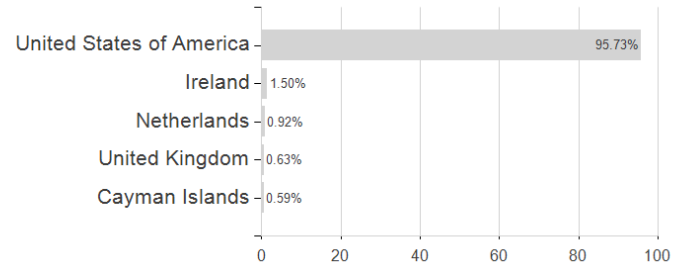
The Fund invests at least 80% of its total assets in the securities of the Nasdaq-100 Quarterly Collar 95-110 Index ("Underlying Index"). The Fund's 80% investment policy is non-fundamental and requires 60 days prior written notice to shareholders before it can be changed.

Assessment Structure

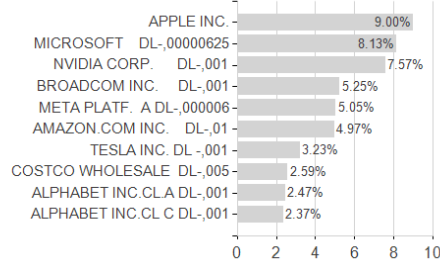
Assets



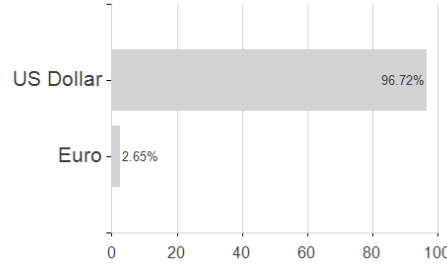
Countries



Largest positions



Currencies



Branches

