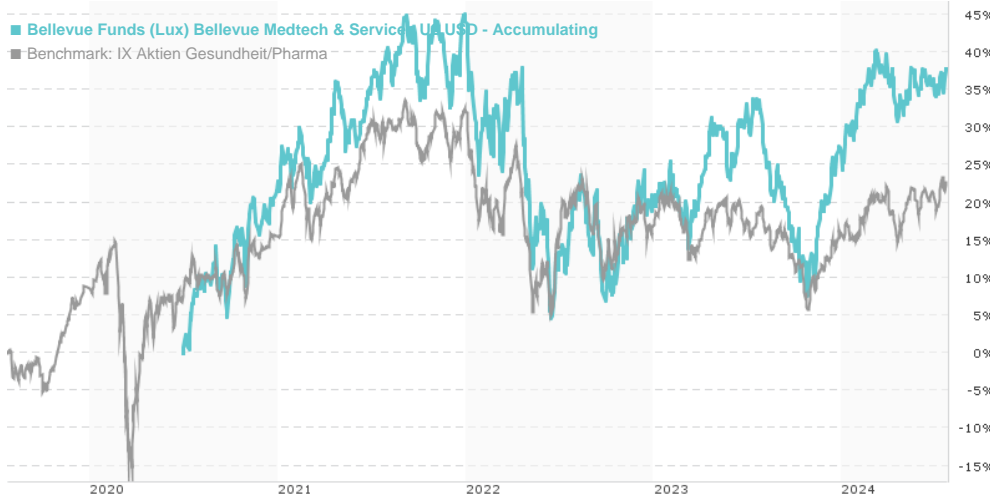


Bellevue Funds (Lux) Bellevue Medtech & Services U2 USD - Accumulating / LU2194372939 / A2P68N / Waystone

Last 07/23/2024 ¹	Region	Branch	Type of yield	Type
172.22 USD	Worldwide	Sector Health / Pharma	reinvestment	Equity Fund



Risk key figures	
SRI	1 2 3 4 5 6 7
Mountain-View Funds Rating ²	EDA ³
▲▲▲▲▲▲	75

Yearly Performance	
2023	+5.68%
2022	-16.41%
2021	+17.35%

Master data		Conditions		Other figures	
Fund type	Single fund	Issue surcharge	0.00%	Minimum investment	USD 50,000,000.00
Category	Equity	Planned administr. fee	0.00%	Savings plan	-
Sub category	Sector Health / Pharma	Deposit fees	0.00%	UCITS / OGAW	Yes
Fund domicile	Luxembourg	Redemption charge	0.00%	Performance fee	0.00%
Tranch volume	-	Ongoing charges	-	Redeployment fee	0.00%
Total volume	(07/23/2024) EUR 1,524.70 mill.	Dividends		Investment company	
Launch date	6/30/2020	Waystone M.Co.(Lux)			
KEST report funds	Yes	19, rue de Bitbourg, 1273, Luxembourg			
Business year start	01.07.	Luxembourg			
Sustainability type	-	www.waystone.com			
Fund manager	Stefan Blum, Marcel Fritsch				

Performance	1M	6M	YTD	1Y	2Y	3Y	5Y	Since start
Performance	+1.50%	+6.02%	+8.19%	+3.72%	+18.40%	-0.69%	-	+37.78%
Performance p.a.	-	-	-	+3.72%	+8.82%	-0.23%	-	+8.20%
Sharpe ratio	1.31	0.69	0.90	0.00	0.32	-0.22	-	0.26
Volatility	12.91%	12.59%	12.72%	14.28%	16.12%	18.25%	0.00%	17.59%
Worst month	-	-5.83%	-5.83%	-6.45%	-6.45%	-10.45%	-10.45%	-10.45%
Best month	-	3.24%	6.01%	9.69%	9.69%	9.69%	9.69%	9.69%
Maximum loss	-1.92%	-6.80%	-6.80%	-19.47%	-19.55%	-27.84%	0.00%	-

Distribution permission
Austria, Germany, Switzerland

¹ Important note on update status: The displayed date refers exclusively to the calculation of the NAV.
² The Mountain-View Data Fund Rating calculates a comparative ranking for funds using yield, volatility and trend data. For more information visit [MVD Funds Rating](#)

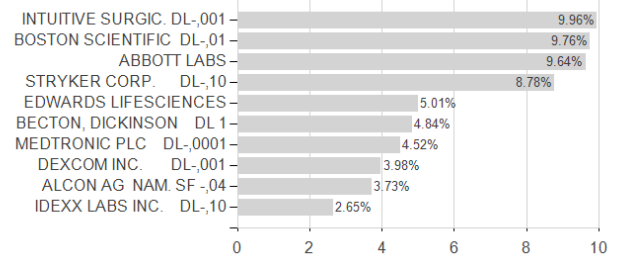
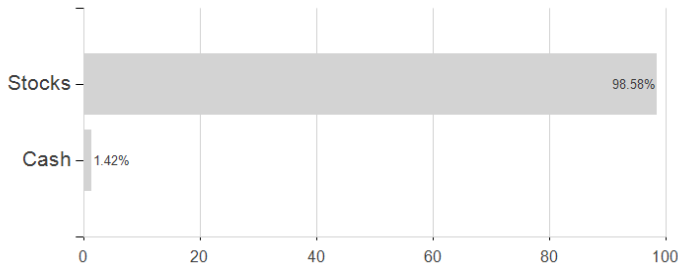
Bellevue Funds (Lux) Bellevue Medtech & Services U2 USD - Accumulating / LU2194372939 / A2P68N / Waystone

3 Displays the Ethical-Dynamical Ratio calculated according to standard criteria. The maximum value is 100. For more information visit [EDA](#)

Assessment Structure

Assets

Largest positions



Countries

Branches

Currencies

