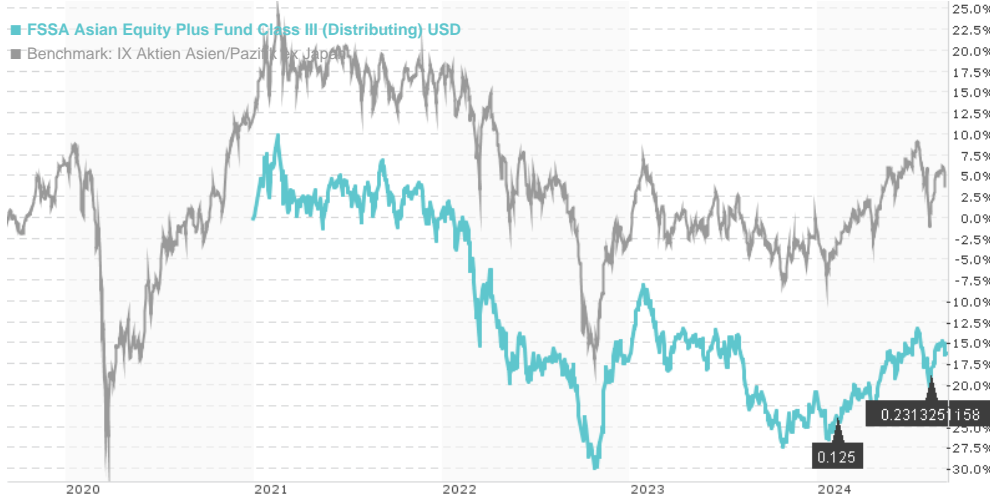


FSSA Asian Equity Plus Fund Class III (Distributing) USD / IE00B97MK230 / A12FXL / First Sentier (IE)

| | | | | |
|------------------------------|-----------------------|---------------|-----------------|-------------|
| Last 09/06/2024 ¹ | Region | Branch | Type of yield | Type |
| 16.67 USD | Asia/Pacific ex Japan | Mixed Sectors | paying dividend | Equity Fund |



Risk key figures

| | | | | | | | |
|---|------------------|---|---|---|---|---|---|
| SRI | 1 | 2 | 3 | 4 | 5 | 6 | 7 |
| Mountain-View Funds Rating ² | EDA ³ | | | | | | |
| | 75 | | | | | | |

Yearly Performance

| | |
|------|---------|
| 2023 | -5.10% |
| 2022 | -17.00% |
| 2021 | +0.37% |

| Master data | | Conditions | | Other figures | |
|---------------------|---------------------------------|------------------------|----------|--|----------------|
| Fund type | Single fund | Issue surcharge | 5.00% | Minimum investment | USD 500,000.00 |
| Category | Equity | Planned administr. fee | 0.00% | Savings plan | - |
| Sub category | Mixed Sectors | Deposit fees | 0.45% | UCITS / OGAW | Yes |
| Fund domicile | Ireland | Redemption charge | 0.00% | Performance fee | 0.00% |
| Tranch volume | (09/06/2024) EUR 57.83 mill. | Ongoing charges | - | Redeployment fee | 0.00% |
| Total volume | (09/06/2024) EUR 5,744.34 mill. | Dividends | | Investment company | |
| Launch date | 8/20/2013 | 08.08.2024 | 0.23 USD | First Sentier (IE) | |
| KESr report funds | Yes | 08.02.2024 | 0.13 USD | 21 Charlemont Place, D02 WV10, Dublin | |
| Business year start | 01.01. | | | Ireland | |
| Sustainability type | - | | | https://www.firstsentierinvestors.com/ | |
| Fund manager | Martin Lau, Richard Jones | | | | |

| Performance | 1M | 6M | YTD | 1Y | 2Y | 3Y | 5Y | Since start |
|------------------|--------|--------|--------|--------|---------|---------|-------|-------------|
| Performance | +5.25% | +7.33% | +5.78% | +6.25% | +4.08% | -21.52% | - | -16.18% |
| Performance p.a. | - | - | - | +6.24% | +2.02% | -7.75% | - | -4.67% |
| Sharpe ratio | 5.48 | 0.90 | 0.40 | 0.21 | -0.09 | -0.70 | - | -0.52 |
| Volatility | 14.45% | 12.87% | 12.81% | 13.20% | 15.25% | 15.94% | 0.00% | 15.72% |
| Worst month | - | -1.86% | -5.97% | -5.97% | -8.71% | -8.71% | 0.00% | -8.71% |
| Best month | - | 3.88% | 3.99% | 3.99% | 18.97% | 18.97% | 0.00% | 18.97% |
| Maximum loss | -2.00% | -8.31% | -8.31% | -8.31% | -20.97% | -34.51% | 0.00% | - |

Distribution permission

Austria, Germany, Switzerland, Czech Republic

¹ Important note on update status: The displayed date refers exclusively to the calculation of the NAV.

² The Mountain-View Data Fund Rating calculates a comparative ranking for funds using yield, volatility and trend data. For more information visit [MVD Funds Rating](#)

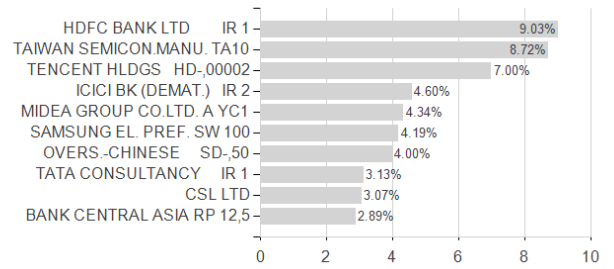
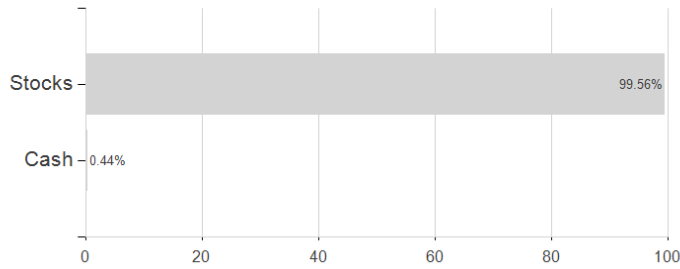
³ Displays the Ethical-Dynamical Ratio calculated according to standard criteria. The maximum value is 100. For more information visit [EDA](#)

FSSA Asian Equity Plus Fund Class III (Distributing) USD / IE00B97MK230 / A12FXL / First Sentier (IE)

Assessment Structure

Assets

Largest positions



Countries

Branches

Currencies

