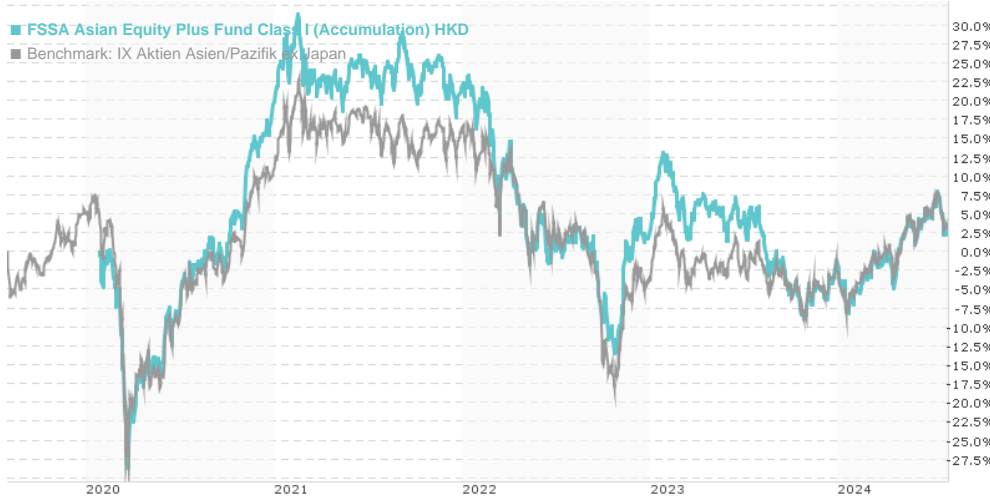


FSSA Asian Equity Plus Fund Class I (Accumulation) HKD / IE00B97KM107 / A2PX6H / First Sentier (IE)

Last 07/31/2024 ¹	Region	Branch	Type of yield	Type
102.91 HKD	Asia/Pacific ex Japan	Mixed Sectors	reinvestment	Equity Fund



Risk key figures

SRI	1	2	3	4	5	6	7	
Mountain-View Funds Rating ²							EDA ³	75

Yearly Performance

2023	-3.39%
2022	-15.85%
2021	+1.56%
2020	+19.90%

Master data		Conditions		Other figures	
Fund type	Single fund	Issue surcharge	5.00%	Minimum investment	HKD 7,500.00
Category	Equity	Planned administr. fee	0.00%	Savings plan	-
Sub category	Mixed Sectors	Deposit fees	0.45%	UCITS / OGAW	Yes
Fund domicile	Ireland	Redemption charge	0.00%	Performance fee	0.00%
Tranch volume	(07/31/2024) EUR 29.61 mill.	Ongoing charges	-	Redeployment fee	0.00%
Total volume	(07/31/2024) EUR 5,853.08 mill.	Dividends		Investment company	
Launch date	1/24/2020	First Sentier (IE)			
KEST report funds	Yes	21 Charlemont Place, D02 WV10, Dublin			
Business year start	01.01.	Ireland			
Sustainability type	-	https://www.firstsentierinvestors.com/			
Fund manager	Martin Lau, Richard Jones				

Performance	1M	6M	YTD	1Y	2Y	3Y	5Y	Since start
Performance	-1.07%	+11.34%	+4.75%	-2.34%	+2.29%	-15.97%	-	+3.69%
Performance p.a.	-	-	-	-2.33%	+1.14%	-5.64%	-	+0.81%
Sharpe ratio	-1.29	1.74	0.38	-0.47	-0.17	-0.59	-	-0.16
Volatility	12.25%	11.75%	12.29%	12.84%	15.02%	15.75%	0.00%	17.16%
Worst month	-	-5.92%	-5.92%	-6.89%	-8.19%	-8.19%	-14.33%	-14.33%
Best month	-	4.05%	4.05%	4.05%	18.18%	18.18%	18.18%	18.18%
Maximum loss	-5.35%	-5.35%	-6.01%	-14.25%	-19.66%	-32.99%	0.00%	-

Distribution permission

Austria, Germany, Switzerland

¹ Important note on update status: The displayed date refers exclusively to the calculation of the NAV.
² The Mountain-View Data Fund Rating calculates a comparative ranking for funds using yield, volatility and trend data. For more information visit [MVD Funds Rating](#)

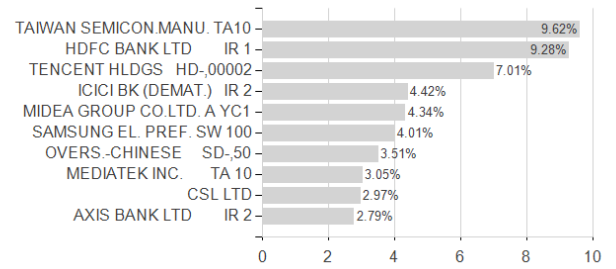
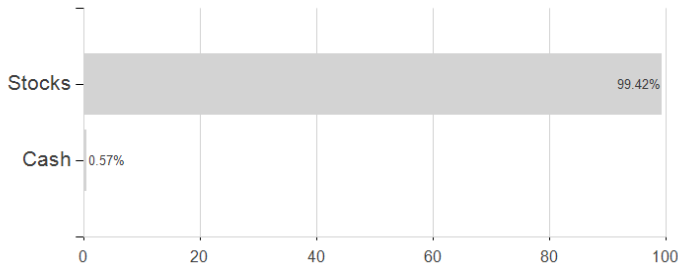
FSSA Asian Equity Plus Fund Class I (Accumulation) HKD / IE00B97KM107 / A2PX6H / First Sentier (IE)

3 Displays the Ethical-Dynamical Ratio calculated according to standard criteria. The maximum value is 100. For more information visit [EDA](#)

Assessment Structure

Assets

Largest positions



Countries

Branches

Currencies

