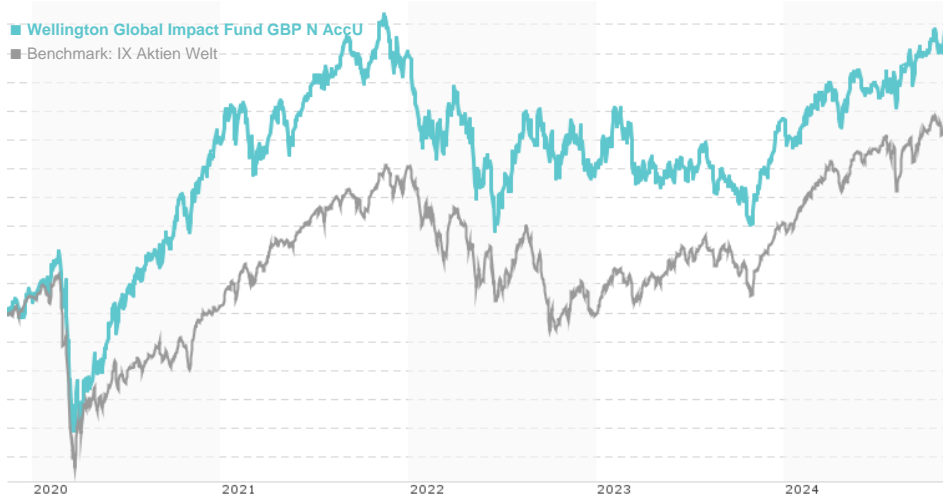


Wellington Global Impact Fund GBP N AccU / IE00BGNQX08 / A2PFUC / Wellington M.Fd.(IE)

Last 11/08/2024 ¹	Region	Branch	Type of yield	Type
16.73 GBP	Worldwide	Mixed Sectors	reinvestment	Equity Fund



Risk key figures

SRI 1 2 3 4 5 6 7

Mountain-View Funds Rating² EDA³

▲▲▲▲▲▲

Yearly Performance

2023	+6.74%
2022	-13.32%
2021	+11.69%
2020	+26.91%

Master data		Conditions		Other figures	
-------------	--	------------	--	---------------	--

Fund type	Single fund	Issue surcharge	0.00%	Minimum investment	USD 5,000.00
Category	Equity	Planned administr. fee	0.00%	Savings plan	-
Sub category	Mixed Sectors	Deposit fees	0.00%	UCITS / OGAW	Yes
Fund domicile	Ireland	Redemption charge	0.00%	Performance fee	0.00%
Tranch volume	(11/08/2024) USD 22.75 mill.	Ongoing charges	-	Redeployment fee	0.00%
Total volume	(11/08/2024) USD 987.76 mill.	Dividends		Investment company	
Launch date	3/7/2019	Wellington M.Fd.(IE)			
KESt report funds	No	Cardinal Place, 80 Victoria Street, SW1E 5JL, London			
Business year start	01.01.	United Kingdom			
Sustainability type	Ethics/ecology	https://www.wellingtonfunds.com			
Fund manager	Tara Stilwell, CFA				

Performance	1M	6M	YTD	1Y	2Y	3Y	5Y	Since start
Performance	+1.79%	+5.33%	+11.03%	+23.07%	+14.45%	-1.38%	+47.88%	+55.08%
Performance p.a.	-	-	-	+23.00%	+6.97%	-0.46%	+8.13%	+8.42%
Sharpe ratio	2.10	0.72	0.89	1.81	0.31	-0.23	0.29	0.31
Volatility	9.63%	10.87%	11.27%	11.06%	12.85%	15.43%	17.85%	17.47%
Worst month	-	-0.47%	-3.54%	-3.54%	-5.54%	-7.35%	-16.48%	-16.48%
Best month	-	2.87%	7.00%	7.02%	7.02%	9.18%	9.31%	9.31%
Maximum loss	-2.77%	-4.62%	-5.61%	-5.61%	-15.08%	-24.70%	-28.13%	-

Distribution permission

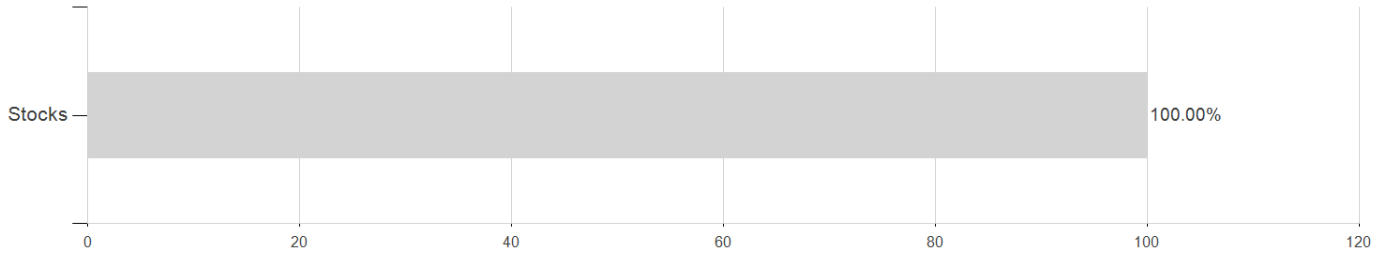
Austria, Germany, Switzerland, Czech Republic

¹ Important note on update status: The displayed date refers exclusively to the calculation of the NAV.
² The Mountain-View Data Fund Rating calculates a comparative ranking for funds using yield, volatility and trend data. For more information visit [MVD Funds Rating](#)
³ Displays the Ethical-Dynamical Ratio calculated according to standard criteria. The maximum value is 100. For more information visit [EDA](#)

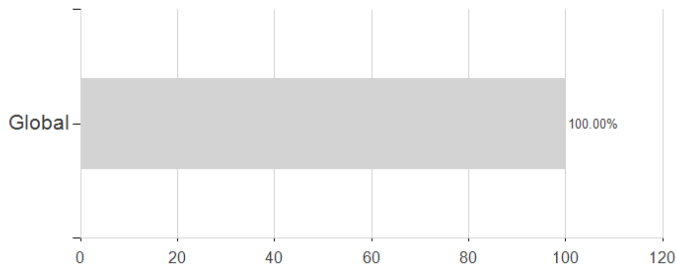
Wellington Global Impact Fund GBP N AccU / IE00BGPQX08 / A2PFUC / Wellington M.Fd.(IE)

Assessment Structure

Assets



Countries



Branches

