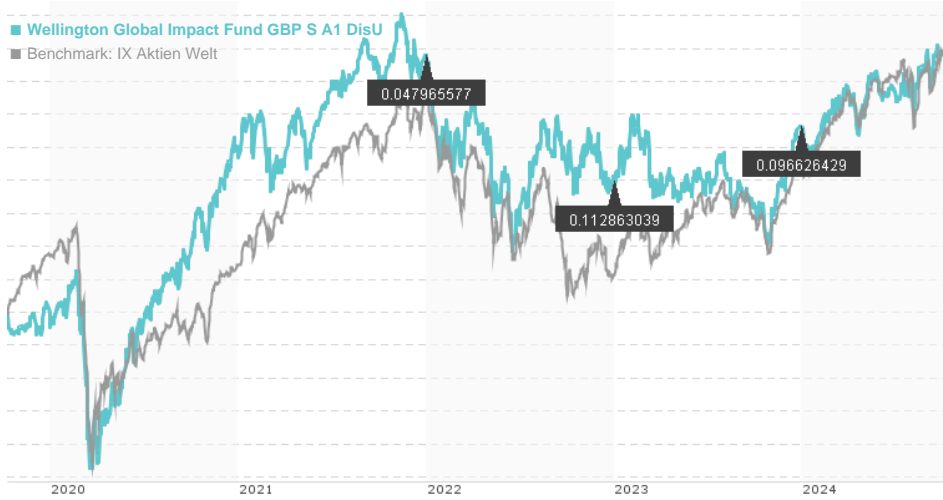


Wellington Global Impact Fund GBP S A1 DisU / IE00BFZ58Q61 / A2PACV / Wellington M.Fd.(IE)

Last 10/08/2024 ¹	Region	Branch	Type of yield	Type
15.27 GBP	Worldwide	Mixed Sectors	paying dividend	Equity Fund



Risk key figures

SRI	1	2	3	4	5	6	7
Mountain-View Funds Rating ²	EDA ³						
	-						

Yearly Performance

2023	+6.90%
2022	-13.19%
2021	+11.86%
2020	+26.42%
2019	+20.92%

Master data		Conditions		Other figures	
Fund type	Single fund	Issue surcharge	0.00%	Minimum investment	USD 1,000,000.00
Category	Equity	Planned administr. fee	0.00%	Savings plan	-
Sub category	Mixed Sectors	Deposit fees	0.00%	UCITS / OGAW	Yes
Fund domicile	Ireland	Redemption charge	0.00%	Performance fee	0.00%
Tranch volume	(10/08/2024) USD 262.76 mill.	Ongoing charges	-	Redeployment fee	0.00%
Total volume	(10/08/2024) USD 980.90 mill.	Dividends		Investment company	
Launch date	7/25/2018	29.12.2023	0.10 GBP	Wellington M.Fd.(IE)	
KESt report funds	No	30.12.2022	0.11 GBP	Cardinal Place, 80 Victoria Street, SW1E 5JL, London	
Business year start	01.01.	30.12.2021	0.05 GBP	United Kingdom	
Sustainability type	Ethics/ecology	https://www.wellingtonfunds.com			
Fund manager	Tara Stilwell, CFA				

Performance	1M	6M	YTD	1Y	2Y	3Y	5Y	Since start
Performance	+2.95%	+5.49%	+9.21%	+19.96%	+15.19%	+3.97%	+41.52%	+55.57%
Performance p.a.	-	-	-	+20.02%	+7.35%	+1.30%	+7.18%	+7.37%
Sharpe ratio	4.78	0.70	0.78	1.46	0.30	-0.13	0.22	0.24
Volatility	8.55%	11.34%	11.45%	11.55%	13.45%	15.44%	17.88%	17.21%
Worst month	-	-3.52%	-3.52%	-3.90%	-5.53%	-7.34%	-16.47%	-16.47%
Best month	-	2.88%	7.01%	7.03%	7.03%	9.19%	9.32%	9.32%
Maximum loss	-1.21%	-4.69%	-5.60%	-5.60%	-14.98%	-24.63%	-28.12%	-

Distribution permission

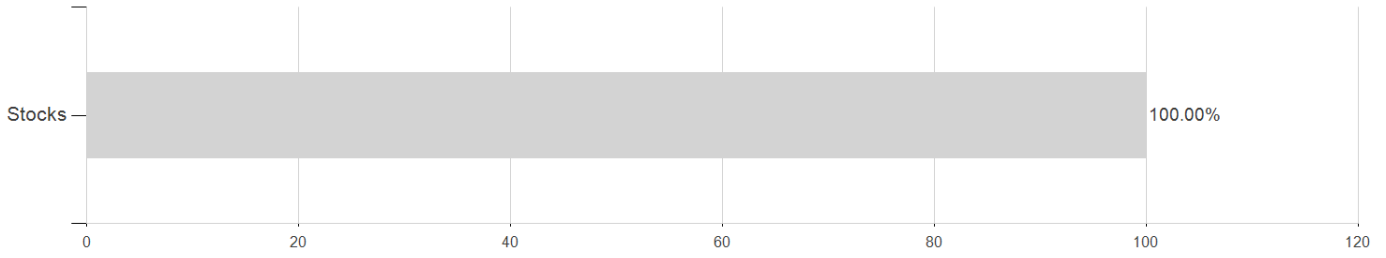
Austria, Germany, Switzerland, Czech Republic

¹ Important note on update status: The displayed date refers exclusively to the calculation of the NAV.
² The Mountain-View Data Fund Rating calculates a comparative ranking for funds using yield, volatility and trend data. For more information visit [MVD Funds Rating](#)
³ Displays the Ethical-Dynamical Ratio calculated according to standard criteria. The maximum value is 100. For more information visit [EDA](#)

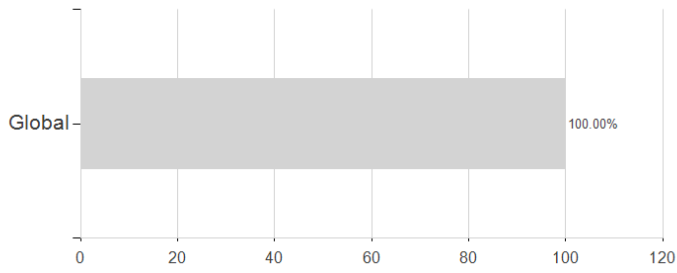
Wellington Global Impact Fund GBP S A1 DisU / IE00BFZ58Q61 / A2PACV / Wellington M.Fd.(IE)

Assessment Structure

Assets



Countries



Branches

