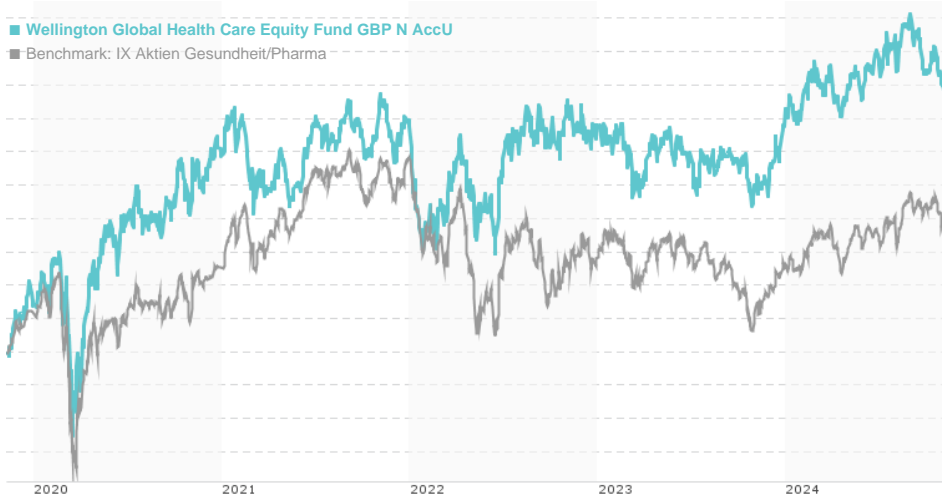


Wellington Global Health Care Equity Fund GBP N AccU / IE00BF2ZVD78 / A14TLW / Wellington M.Fd.(IE)

Last 11/07/2024 ¹	Region	Branch	Type of yield	Type
21.79 GBP	Worldwide	Sector Health / Pharma	reinvestment	Equity Fund



Risk key figures

SRI	1	2	3	4	5	6	7
Mountain-View Funds Rating ²	EDA ³						
	79						

Yearly Performance

2023	-0.21%
2022	+0.18%
2021	+3.42%
2020	+21.11%
2019	+25.27%

Master data		Conditions		Other figures	
Fund type	Single fund	Issue surcharge	0.00%	Minimum investment	USD 5,000.00
Category	Equity	Planned administr. fee	0.00%	Savings plan	-
Sub category	Sector Health / Pharma	Deposit fees	0.00%	UCITS / OGAW	Yes
Fund domicile	Ireland	Redemption charge	0.00%	Performance fee	0.00%
Tranch volume	(11/07/2024) USD 6.42 mill.	Ongoing charges	-	Redeployment fee	0.00%
Total volume	(11/07/2024) USD 2,286.07 mill.	Dividends		Investment company	
Launch date	4/27/2015	Wellington M.Fd.(IE)			
KESr report funds	No	Cardinal Place, 80 Victoria Street, SW1E 5JL, London			
Business year start	01.01.	United Kingdom			
Sustainability type	-	https://www.wellingtonfunds.com			
Fund manager	Rebecca Sykes, CFA				

Performance	1M	6M	YTD	1Y	2Y	3Y	5Y	Since start
Performance	-0.97%	-0.68%	+4.96%	+11.01%	+3.82%	+2.16%	+41.58%	+62.57%
Performance p.a.	-	-	-	+10.98%	+1.89%	+0.71%	+7.19%	+7.17%
Sharpe ratio	-1.48	-0.40	0.24	0.65	-0.09	-0.15	0.23	0.23
Volatility	9.43%	11.07%	11.63%	12.17%	12.79%	15.08%	18.17%	17.84%
Worst month	-	-5.88%	-5.88%	-5.88%	-5.88%	-10.79%	-10.79%	-10.79%
Best month	-	3.76%	6.19%	6.19%	6.19%	6.19%	10.67%	10.67%
Maximum loss	-4.31%	-7.37%	-7.37%	-7.37%	-11.15%	-16.61%	-23.90%	-

Distribution permission

Austria, Germany, Switzerland, Czech Republic

¹ Important note on update status: The displayed date refers exclusively to the calculation of the NAV.

² The Mountain-View Data Fund Rating calculates a comparative ranking for funds using yield, volatility and trend data. For more information visit [MVD Funds Rating](#)

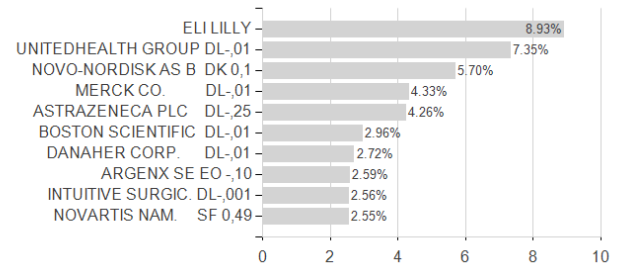
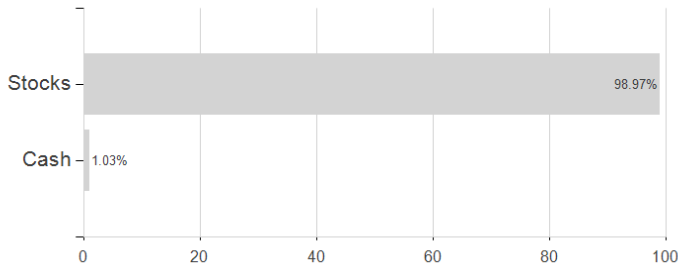
³ Displays the Ethical-Dynamical Ratio calculated according to standard criteria. The maximum value is 100. For more information visit [EDA](#)

Wellington Global Health Care Equity Fund GBP N AccU / IE00BF2ZVD78 / A14TLW / Wellington M.Fd.(IE)

Assessment Structure

Assets

Largest positions



Countries

Branches

Currencies

