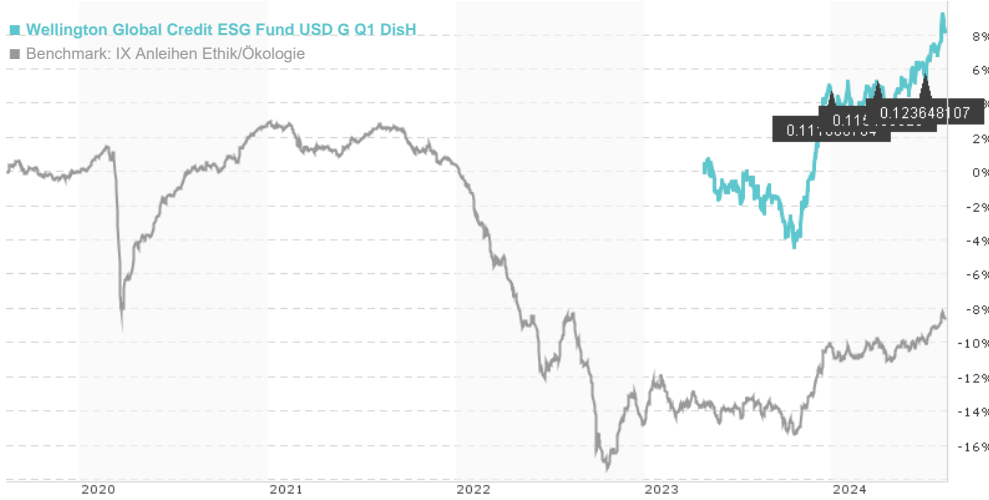


Wellington Global Credit ESG Fund USD G Q1 DisH / IE00004MONV7 / WEL043 / Wellington M.Fd.(IE)

| | | | | |
|------------------------------|-----------|-----------------|-----------------|-------------------|
| Last 08/08/2024 ¹ | Region | Branch | Type of yield | Type |
| 10.27 USD | Worldwide | Corporate Bonds | paying dividend | Fixed-Income Fund |



Risk key figures

SRI: 1 2 3 4 5 6 7

Mountain-View Funds Rating²: EDA³

75

Yearly Performance

| Master data | | Conditions | | Other figures | |
|---------------------|---------------------------------|------------------------|----------|--|------------------|
| Fund type | Single fund | Issue surcharge | 0.00% | Minimum investment | USD 5,000,000.00 |
| Category | Bonds | Planned administr. fee | 0.00% | Savings plan | - |
| Sub category | Corporate Bonds | Deposit fees | 0.00% | UCITS / OGAW | Yes |
| Fund domicile | Ireland | Redemption charge | 0.00% | Performance fee | 0.00% |
| Tranch volume | (08/08/2024) USD 1.88 mill. | Ongoing charges | - | Redeployment fee | 0.00% |
| Total volume | (08/08/2024) USD 1,283.98 mill. | Dividends | | Investment company | |
| Launch date | 4/27/2023 | 28.06.2024 | 0.12 USD | Wellington M.Fd.(IE) | |
| KESr report funds | No | 28.03.2024 | 0.12 USD | Cardinal Place, 80 Victoria Street, SW1E 5JL, London | |
| Business year start | 01.01. | 29.12.2023 | 0.11 USD | United Kingdom | |
| Sustainability type | Ethics/ecology | 29.09.2023 | 0.11 USD | https://www.wellingtonfunds.com | |
| Fund manager | Louis Chabrier, Joe Ramos | 30.06.2023 | 0.07 USD | | |

| Performance | 1M | 6M | YTD | 1Y | 2Y | 3Y | 5Y | Since start |
|------------------|--------|--------|--------|--------|--------|-------|-------|-------------|
| Performance | +1.39% | +4.20% | +3.32% | +9.14% | - | - | - | +8.26% |
| Performance p.a. | - | - | - | +9.11% | - | - | - | +6.37% |
| Sharpe ratio | 3.33 | 1.14 | 0.44 | 1.07 | - | - | - | 0.54 |
| Volatility | 4.25% | 4.44% | 4.58% | 5.22% | 0.00% | 0.00% | 0.00% | 5.22% |
| Worst month | - | -1.85% | -1.85% | -2.08% | -2.08% | 0.00% | 0.00% | -2.08% |
| Best month | - | 2.24% | 3.85% | 4.77% | 4.77% | 0.00% | 0.00% | 4.77% |
| Maximum loss | -0.91% | -2.14% | -2.14% | -3.66% | 0.00% | 0.00% | 0.00% | - |

Distribution permission

Austria, Germany, Switzerland

¹ Important note on update status: The displayed date refers exclusively to the calculation of the NAV.

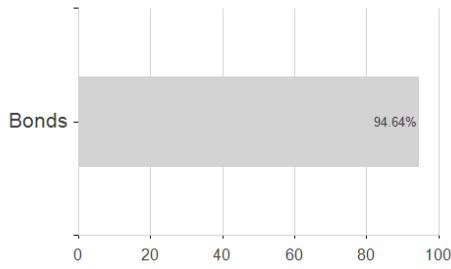
² The Mountain-View Data Fund Rating calculates a comparative ranking for funds using yield, volatility and trend data. For more information visit [MVD Funds Rating](#)

³ Displays the Ethical-Dynamical Ratio calculated according to standard criteria. The maximum value is 100. For more information visit [EDA](#)

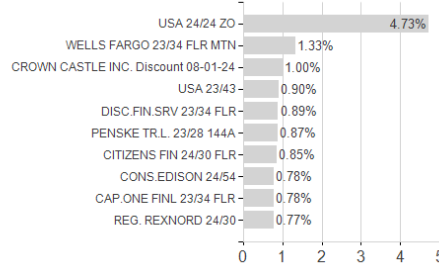
Wellington Global Credit ESG Fund USD G Q1 DisH / IE00004MONV7 / WEL043 / Wellington M.Fd.(IE)

Assessment Structure

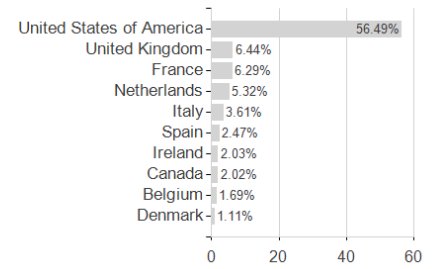
Assets



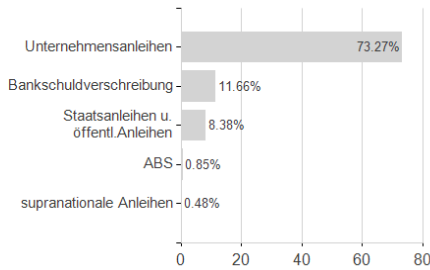
Largest positions



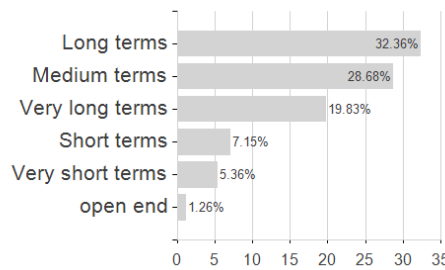
Countries



Issuer



Duration



Currencies

