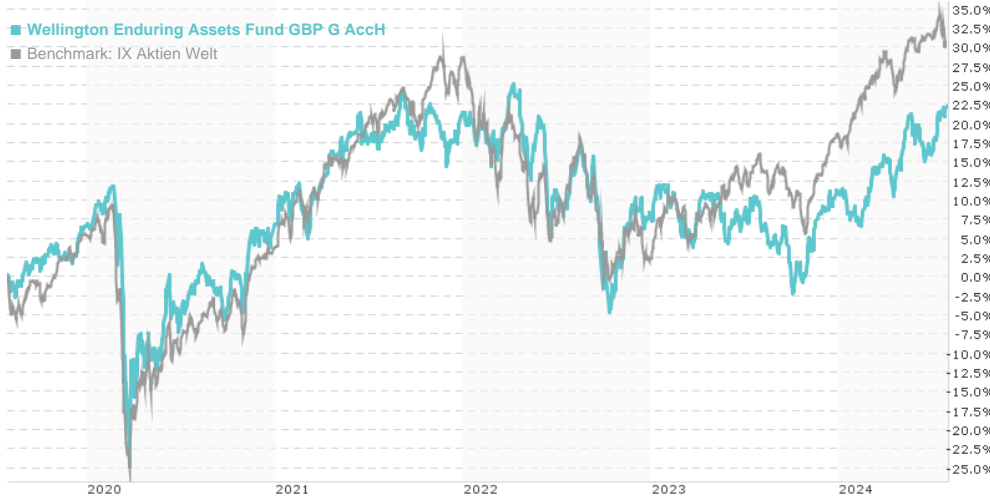


Wellington Enduring Assets Fund GBP G Acch / IE00BD4TRY62 / A14UES / Wellington M.Fd.(IE)

| | | | | |
|------------------------------|-----------|---------------|---------------|-------------|
| Last 07/29/2024 ¹ | Region | Branch | Type of yield | Type |
| 18.46 GBP | Worldwide | Mixed Sectors | reinvestment | Equity Fund |



Risk key figures

| | | | | | | | |
|---|------------------|---|---|---|---|---|---|
| SRI | 1 | 2 | 3 | 4 | 5 | 6 | 7 |
| Mountain-View Funds Rating ² | EDA ³ | | | | | | |
| | ▲ ▲ ▲ ▲ ▲ ▲ ▲ | | | | | | |

Yearly Performance

| | |
|------|---------|
| 2023 | +3.14% |
| 2022 | -11.30% |
| 2021 | +13.65% |
| 2020 | +0.11% |
| 2019 | +21.42% |

| Master data | | Conditions | | Other figures | |
|---------------------|-------------------------------|--|-------|--------------------|------------------|
| Fund type | Single fund | Issue surcharge | 0.00% | Minimum investment | USD 5,000,000.00 |
| Category | Equity | Planned administr. fee | 0.00% | Savings plan | - |
| Sub category | Mixed Sectors | Deposit fees | 0.00% | UCITS / OGAW | Yes |
| Fund domicile | Ireland | Redemption charge | 0.00% | Performance fee | 10.00% |
| Tranch volume | (07/29/2024) USD 0.020 mill. | Ongoing charges | - | Redeployment fee | 0.00% |
| Total volume | (07/29/2024) USD 490.00 mill. | Dividends | | Investment company | |
| Launch date | 9/26/2013 | Wellington M.Fd.(IE) | | | |
| KESt report funds | No | Cardinal Place, 80 Victoria Street, SW1E 5JL, London | | | |
| Business year start | 01.01. | United Kingdom | | | |
| Sustainability type | - | https://www.wellingtonfunds.com | | | |
| Fund manager | Tom Levering | | | | |

| Performance | 1M | 6M | YTD | 1Y | 2Y | 3Y | 5Y | Since start |
|------------------|--------|---------|---------|---------|---------|---------|---------|-------------|
| Performance | +5.10% | +13.03% | +10.00% | +11.48% | +6.77% | +2.86% | +21.75% | +32.70% |
| Performance p.a. | - | - | - | +11.51% | +3.32% | +0.94% | +4.01% | +4.29% |
| Sharpe ratio | 9.60 | 2.51 | 1.52 | 0.75 | -0.03 | -0.21 | 0.02 | 0.04 |
| Volatility | 9.12% | 9.63% | 9.52% | 10.51% | 12.55% | 12.72% | 15.87% | 14.38% |
| Worst month | - | -3.31% | -3.31% | -4.48% | -11.26% | -11.26% | -12.46% | -12.46% |
| Best month | - | 5.48% | 5.48% | 7.61% | 7.79% | 7.79% | 9.08% | 9.08% |
| Maximum loss | -0.95% | -5.03% | -5.03% | -10.75% | -18.43% | -23.79% | -32.57% | - |

Distribution permission

Austria, Germany, Switzerland

¹ Important note on update status: The displayed date refers exclusively to the calculation of the NAV.

² The Mountain-View Data Fund Rating calculates a comparative ranking for funds using yield, volatility and trend data. For more information visit [MVD Funds Rating](#)

³ Displays the Ethical-Dynamical Ratio calculated according to standard criteria. The maximum value is 100. For more information visit [EDA](#)

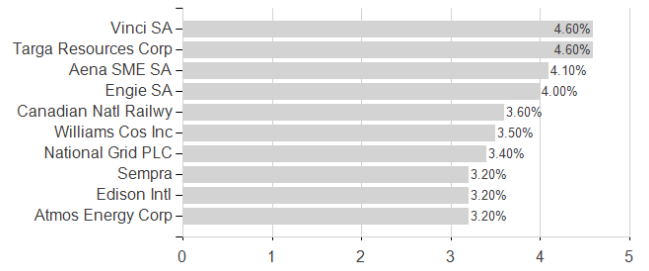
Wellington Enduring Assets Fund GBP G AcH / IE00BD4TRY62 / A14UES / Wellington M.Fd.(IE)

Assessment Structure

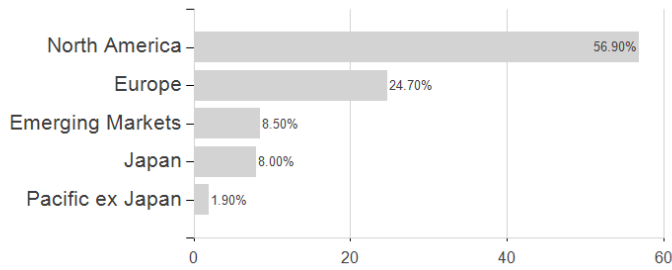
Assets



Largest positions



Countries



Branches

