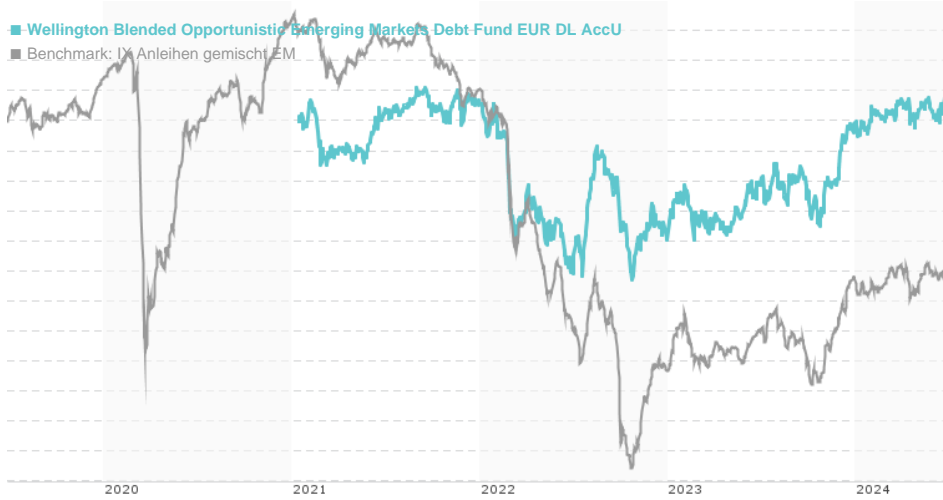


Wellington Blended Opportunistic Emerging Markets Debt Fund EUR DL AccU / IE00BL6VN711 / A2QMAR /

| | | | | |
|------------------------------|------------------|--------------|---------------|-------------------|
| Last 06/25/2024 ¹ | Region | Branch | Type of yield | Type |
| 10.35 EUR | Emerging Markets | Bonds: Mixed | reinvestment | Fixed-Income Fund |



Risk key figures

| | | | | | | | |
|---|------------------|---|---|---|---|---|---|
| SRI | 1 | 2 | 3 | 4 | 5 | 6 | 7 |
| Mountain-View Funds Rating ² | EDA ³ | | | | | | |
| | ▲▲▲▲▲▲▲ | | | | | | |

Yearly Performance

| | |
|------|--------|
| 2023 | +8.30% |
| 2022 | -8.89% |
| 2021 | +1.17% |

| Master data | | Conditions | | Other figures | |
|---------------------|--|--|-------|---------------------------|--------------|
| Fund type | Single fund | Issue surcharge | 3.00% | Minimum investment | USD 5,000.00 |
| Category | Bonds | Planned administr. fee | 0.00% | Savings plan | - |
| Sub category | Bonds: Mixed | Deposit fees | 0.00% | UCITS / OGAW | Yes |
| Fund domicile | Ireland | Redemption charge | 0.00% | Performance fee | 0.00% |
| Tranch volume | (06/25/2024) USD 0.009 mill. | Ongoing charges | - | Redeployment fee | 0.00% |
| Total volume | (06/25/2024) USD 1,085.00 mill. | Dividends | | Investment company | |
| Launch date | 3/10/2020 | Wellington M.Fd.(IE) | | | |
| KESr report funds | No | Cardinal Place, 80 Victoria Street, SW1E 5JL, London | | | |
| Business year start | 01.01. | United Kingdom | | | |
| Sustainability type | - | https://www.wellingtonfunds.com | | | |
| Fund manager | Kevin Murphy, Michael Henry, Gillian Edgeworth | | | | |

| Performance | 1M | 6M | YTD | 1Y | 2Y | 3Y | 5Y | Since start |
|------------------|--------|--------|--------|--------|---------|---------|-------|-------------|
| Performance | +0.90% | +2.33% | +1.80% | +5.87% | +12.96% | +1.30% | - | +1.64% |
| Performance p.a. | - | - | - | +5.87% | +6.29% | +0.43% | - | +0.47% |
| Sharpe ratio | 1.52 | 0.24 | 0.02 | 0.40 | 0.38 | -0.47 | - | -0.47 |
| Volatility | 5.72% | 4.69% | 4.72% | 5.54% | 6.91% | 6.97% | 0.00% | 6.82% |
| Worst month | - | -1.21% | -1.21% | -1.21% | -4.00% | -6.95% | 0.00% | -6.95% |
| Best month | - | 3.02% | 3.02% | 3.02% | 5.44% | 5.44% | 0.00% | 5.44% |
| Maximum loss | -0.82% | -1.84% | -1.84% | -4.26% | -9.04% | -12.55% | 0.00% | - |

Distribution permission
Austria, Germany, Switzerland

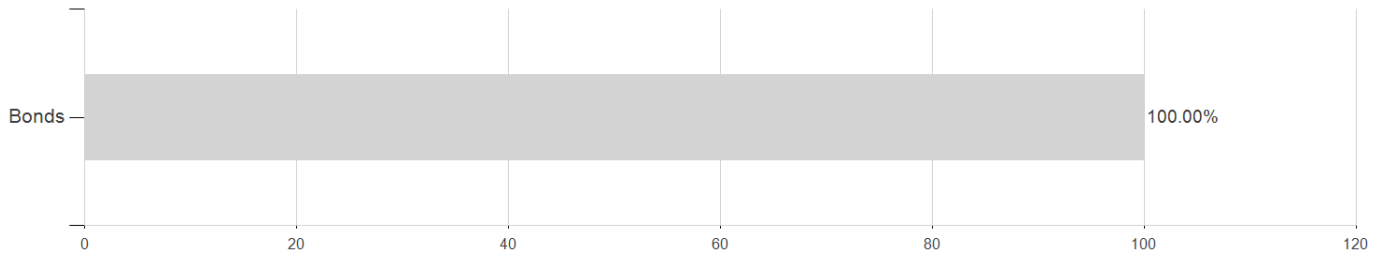
¹ Important note on update status: The displayed date refers exclusively to the calculation of the NAV.
² The Mountain-View Data Fund Rating calculates a comparative ranking for funds using yield, volatility and trend data. For more information visit [MVD Funds Rating](#)

Wellington Blended Opportunistic Emerging Markets Debt Fund EUR DL AccU / IE00BL6VN711 / A2QMAR /

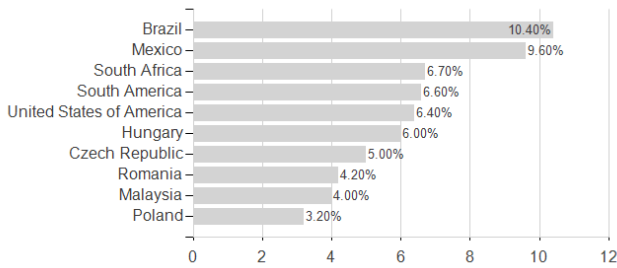
3 Displays the Ethical-Dynamical Ratio calculated according to standard criteria. The maximum value is 100. For more information visit [EDA](#)

Assessment Structure

Assets



Countries



Currencies

