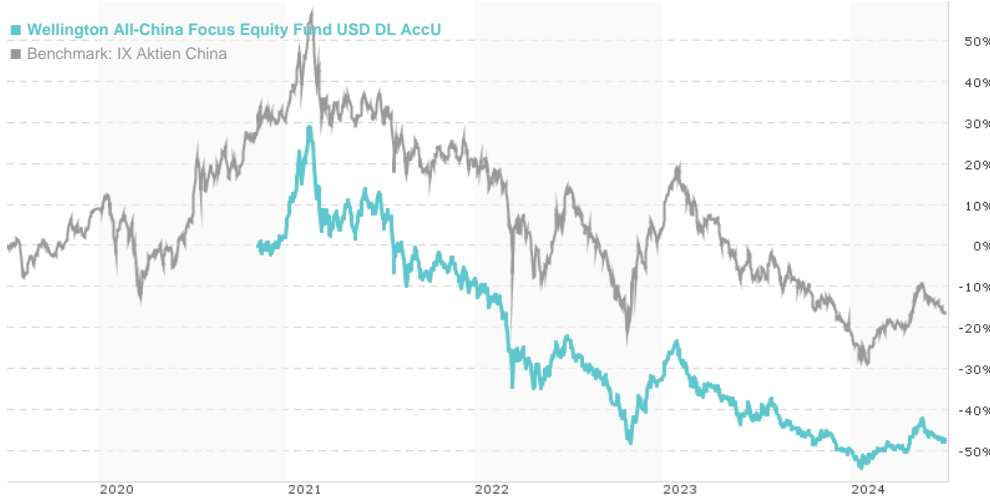


Wellington All-China Focus Equity Fund USD DL AccU / IE00BMYGHZ15 / A3C93G / Wellington M.Fd.(IE)

|                              |         |               |               |             |
|------------------------------|---------|---------------|---------------|-------------|
| Last 07/03/2024 <sup>1</sup> | Country | Branch        | Type of yield | Type        |
| 5.88 USD                     | China   | Mixed Sectors | reinvestment  | Equity Fund |



Risk key figures

|   |                  |   |   |   |   |   |   |
|---|------------------|---|---|---|---|---|---|
| SRI                                     | 1                | 2 | 3 | 4 | 5 | 6 | 7 |
| Mountain-View Funds Rating <sup>2</sup> | EDA <sup>3</sup> |   |   |   |   |   |   |
|   | ▲ ▲ ▲ ▲ ▲ ▲ ▲    |   |   |   |   |   |   |

Yearly Performance

|      |         |
|------|---------|
| 2023 | -25.08% |
| 2022 | -26.51% |
| 2021 | -13.47% |

| Master data         |                              | Conditions             |       | Other figures  |              |
|---------------------|------------------------------|------------------------|-------|--|--------------|
| Fund type           | Single fund                  | Issue surcharge        | 3.00% | Minimum investment                                   | USD 5,000.00 |
| Category            | Equity                       | Planned administr. fee | 0.00% | Savings plan   | -            |
| Sub category        | Mixed Sectors                | Deposit fees           | 0.00% | UCITS / OGAW   | Yes          |
| Fund domicile       | Ireland                      | Redemption charge      | 0.00% | Performance fee                                      | 0.00%        |
| Tranch volume       | (07/03/2024) USD 1.62 mill.  | Ongoing charges        | -     | Redeployment fee                                     | 0.00%        |
| Total volume        | (07/03/2024) USD 74.52 mill. | Dividends              |       | Investment company                                   |              |
| Launch date         | 9/8/2020                     |                        |       | Wellington M.Fd.(IE)                                 |              |
| KESt report funds   | No                           |                        |       | Cardinal Place, 80 Victoria Street, SW1E 5JL, London |              |
| Business year start | 01.01.                       |                        |       | United Kingdom                                       |              |
| Sustainability type | -                            |                        |       | https://www.wellingtonfunds.com                      |              |
| Fund manager        | Bo Z Meunier                 |                        |       |  |              |

| Performance      | 1M     | 6M     | YTD    | 1Y      | 2Y      | 3Y      | 5Y    | Since start |
|------------------|--------|--------|--------|---------|---------|---------|-------|-------------|
| Performance      | -2.17% | +5.40% | +4.25% | -10.52% | -31.22% | -50.38% | -     | -47.02%     |
| Performance p.a. | -      | -      | -      | -10.50% | -17.09% | -20.87% | -     | -15.93%     |
| Sharpe ratio     | -2.69  | 0.44   | 0.30   | -0.83   | -0.98   | -1.03   | -     | -0.83       |
| Volatility       | 10.12% | 16.65% | 16.62% | 17.12%  | 21.30%  | 23.80%  | 0.00% | 23.56%      |
| Worst month      | -      | -6.87% | -6.87% | -9.80%  | -15.35% | -15.35% | 0.00% | -15.35%     |
| Best month       | -      | 6.52%  | 6.52%  | 8.61%   | 22.16%  | 22.16%  | 0.00% | 22.16%      |
| Maximum loss     | -4.49% | -9.73% | -9.73% | -27.18% | -40.51% | -58.00% | 0.00% | -           |

Distribution permission

Austria, Germany, Switzerland

<sup>1</sup> Important note on update status: The displayed date refers exclusively to the calculation of the NAV.

<sup>2</sup> The Mountain-View Data Fund Rating calculates a comparative ranking for funds using yield, volatility and trend data. For more information visit [MVD Funds Rating](#)

<sup>3</sup> Displays the Ethical-Dynamical Ratio calculated according to standard criteria. The maximum value is 100. For more information visit [EDA](#)

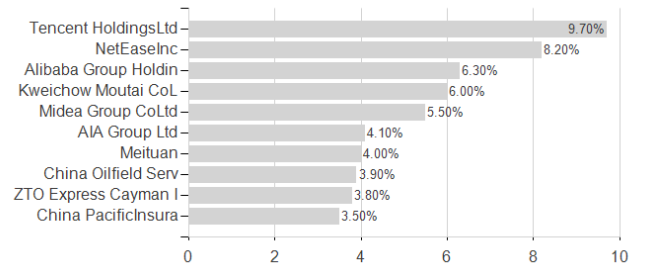
**Wellington All-China Focus Equity Fund USD DL AccU / IE00BMYGHZ15 / A3C93G / Wellington M.Fd.(IE)**

Assessment Structure

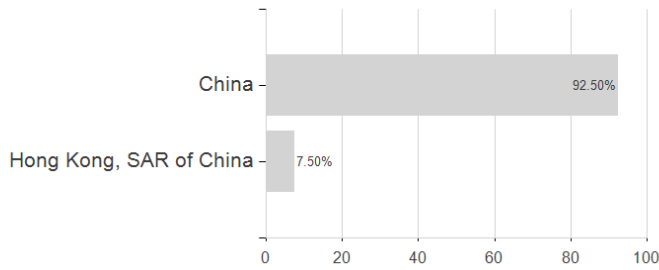
Assets



Largest positions



Countries



Branches

