

Waverton Global Equity Fund I Stg£ / IE00BFXR6W65 / A3D1G4 / Waverton IM

Last 08/27/2024 <sup>1</sup>	Region	Branch	Type of yield	Type
16.89 GBP	Worldwide	Mixed Sectors	paying dividend	Equity Fund



Risk key figures

SRI	1	2	3	4	5	6	7
Mountain-View Funds Rating <sup>2</sup>	EDA <sup>3</sup>						
	▲▲▲▲▲▲▲						

Yearly Performance

2023	+19.41%
2022	-8.33%
2021	+18.57%
2020	+12.00%
2019	+15.75%

Master data		Conditions		Other figures	
Fund type	Single fund	Issue surcharge	0.00%	Minimum investment	GBP 1,000,000.00
Category	Equity	Planned administr. fee	0.00%	Savings plan	-
Sub category	Mixed Sectors	Deposit fees	0.02%	UCITS / OGAW	Yes
Fund domicile	Ireland	Redemption charge	0.00%	Performance fee	0.00%
Tranch volume	(08/27/2024) GBP 63.77 mill.	Ongoing charges	-	Redeployment fee	0.00%
Total volume	(08/27/2024) GBP 318.47 mill.	Dividends		Investment company	
Launch date	10/19/2018	30.04.2024	0.07 GBP	Waverton IM	
KESt report funds	No	16 Babmaes Street, SW1Y 6AH, London			
Business year start	01.05.	United Kingdom			
Sustainability type	-	https://www.waverton.co.uk			
Fund manager	Tommy Faber, Charles Jones, Alena Isakova				

Performance	1M	6M	YTD	1Y	2Y	3Y	5Y	Since start
Performance	-1.23%	+4.02%	+10.25%	+17.99%	+24.04%	+27.87%	+61.18%	+70.75%
Performance p.a.	-	-	-	+17.99%	+11.39%	+8.53%	+10.01%	+9.56%
Sharpe ratio	-1.05	0.44	1.24	1.45	0.66	0.37	0.43	0.41
Volatility	17.16%	10.60%	10.18%	10.04%	11.97%	13.66%	14.97%	14.83%
Worst month	-	-1.21%	-1.21%	-1.98%	-4.87%	-5.84%	-8.54%	-8.54%
Best month	-	4.31%	4.31%	4.67%	4.67%	5.99%	9.01%	9.01%
Maximum loss	-5.15%	-5.53%	-5.53%	-5.53%	-9.08%	-14.63%	-24.23%	-

Distribution permission

Germany, Switzerland

<sup>1</sup> Important note on update status: The displayed date refers exclusively to the calculation of the NAV.

<sup>2</sup> The Mountain-View Data Fund Rating calculates a comparative ranking for funds using yield, volatility and trend data. For more information visit [MVD Funds Rating](#)

<sup>3</sup> Displays the Ethical-Dynamical Ratio calculated according to standard criteria. The maximum value is 100. For more information visit [EDA](#)

DISCLAIMER: The information on this page are for informational purposes only and should neither an offer to sell nor a solicitation for the purchase of the security or recommendation in favor of the security to be understood. baha GmbH assumes no liability despite thorough searches for the accuracy of the data.

Funds data from: www.mountain-view.com. Fact Sheet created by: www.baha.com

**Waverton Global Equity Fund I Stg£ / IE00BFXR6W65 / A3D1G4 / Waverton IM**

**Investment strategy**

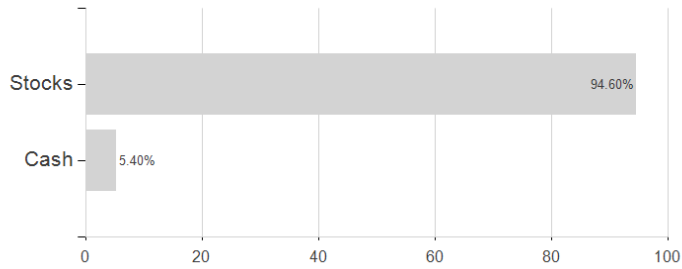
The Fund seeks to invest in companies that are creating significant wealth for shareholders through intentional management strategy and/or superior business models. The managers employ a disciplined and rigorous investment process to identify these opportunities. The fund invests across a range of geographies and sectors.

**Investment goal**

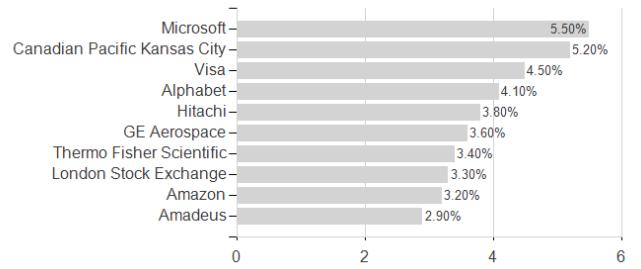
The investment objective of the fund is to achieve returns in excess of the FTSE World Equity Index through investment in a focused selection of equities on a global basis.

**Assessment Structure**

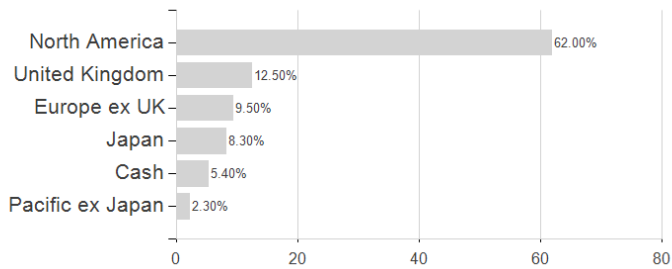
**Assets**



**Largest positions**



**Countries**



**Branches**

