

ERSTE BOND EM CORPORATE EUR D03 (T) / AT0000A39GA0 / 0A39GA / Erste AM

Last 07/23/2024 ¹	Region	Branch	Type of yield	Type
102.83 EUR	Emerging Markets	Corporate Bonds	reinvestment	Fixed-Income Fund



Risk key figures

SRI: 1 2 3 4 5 6 7

Mountain-View Funds Rating²: EDA³

76

Yearly Performance

Master data		Conditions		Other figures	
Fund type	Single fund	Issue surcharge	0.00%	Minimum investment	UNT 0
Category	Bonds	Planned administr. fee	0.00%	Savings plan	-
Sub category	Corporate Bonds	Deposit fees	0.00%	UCITS / OGAW	Yes
Fund domicile	Austria	Redemption charge	0.00%	Performance fee	0.00%
Tranch volume	-	Ongoing charges	-	Redeployment fee	0.00%
Total volume	(07/23/2024) EUR 404.15 mill.	Dividends		Investment company	
Launch date	2/2/2024	Erste AM			
KESt report funds	Yes	Am Belvedere 1, 1100, Wien			
Business year start	01.07.	Austria			
Sustainability type	-	https://www.erste-am.at			
Fund manager	Peter Varga, Thomas Oposich				

Performance	1M	6M	YTD	1Y	2Y	3Y	5Y	Since start
Performance	+0.77%	+2.83%	+2.83%	-	-	-	-	+2.83%
Performance p.a.	-	-	-	-	-	-	-	-
Sharpe ratio	3.25	-	-	-	-	-	-	1.11
Volatility	2.00%	0.00%	0.00%	0.00%	0.00%	0.00%	0.00%	2.11%
Worst month	-	-0.97%	-0.97%	-0.97%	0.00%	0.00%	0.00%	-0.97%
Best month	-	0.94%	0.94%	0.94%	0.00%	0.00%	0.00%	0.94%
Maximum loss	-0.41%	0.00%	0.00%	0.00%	0.00%	0.00%	0.00%	-

Distribution permission

Austria, Germany, Switzerland

¹ Important note on update status: The displayed date refers exclusively to the calculation of the NAV.
² The Mountain-View Data Fund Rating calculates a comparative ranking for funds using yield, volatility and trend data. For more information visit [MVD Funds Rating](#)
³ Displays the Ethical-Dynamical Ratio calculated according to standard criteria. The maximum value is 100. For more information visit [EDA](#)

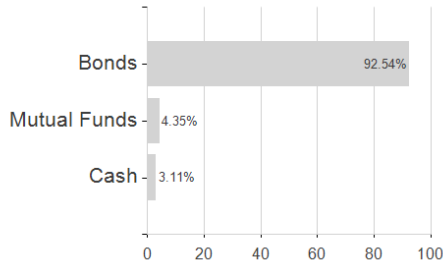
ERSTE BOND EM CORPORATE EUR D03 (T) / AT0000A39GA0 / 0A39GA / Erste AM

Investment goal

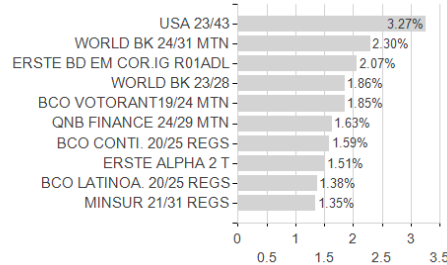
The ESPA BOND EMERGING MARKETS CORPORATE fund invests in corporate bonds from emerging markets. The selected securities benefit from high commodity prices and dynamic economic growth, and originate for the most part from the oil production, mining, banking, infrastructure, telecommunications and transport sectors. The share of assets denominated in foreign currencies can total up to 10%.

Assessment Structure

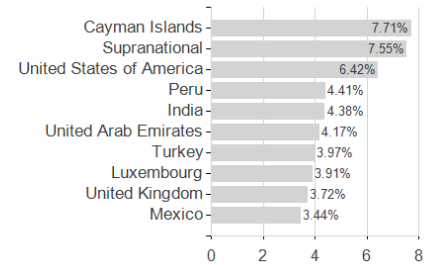
Assets



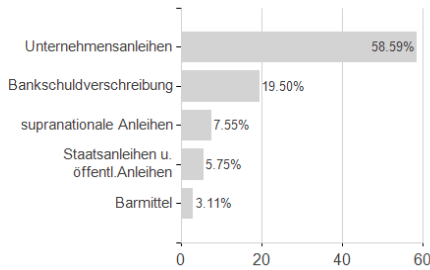
Largest positions



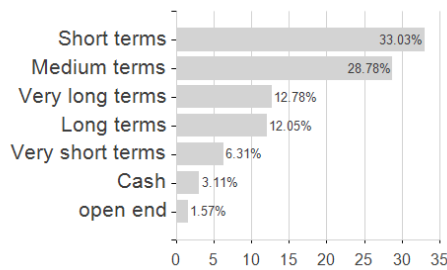
Countries



Issuer



Duration



Currencies

