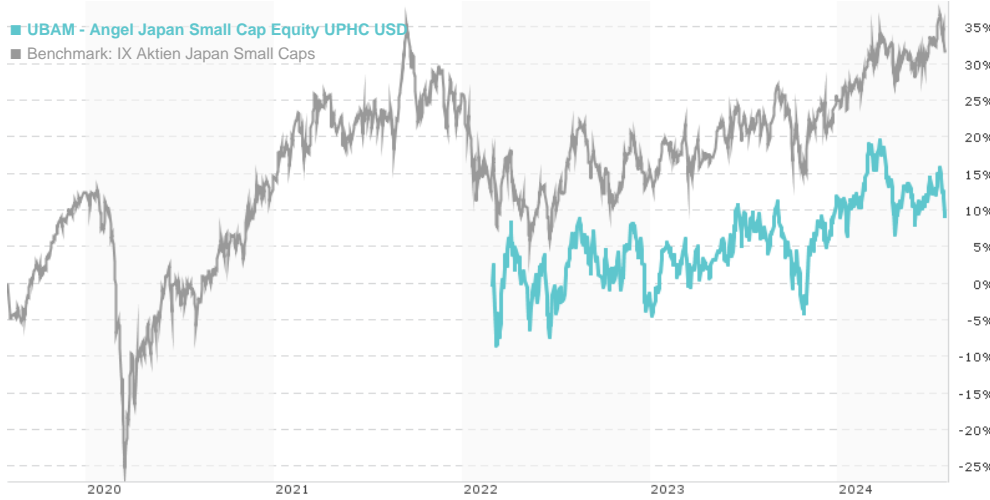


UBAM - Angel Japan Small Cap Equity UPHC USD / LU1820978960 / A3E4Z1 / UBP AM (EU)

| | | | | |
|------------------------------|---------|---------------|---------------|-------------|
| Last 07/26/2024 ¹ | Country | Branch | Type of yield | Type |
| 109.32 USD | Japan | Mixed Sectors | reinvestment | Equity Fund |



Risk key figures

| | | | | | | | | |
|---|---|---|---|---|---|---|------------------|----|
| SRI | 1 | 2 | 3 | 4 | 5 | 6 | 7 | |
| Mountain-View Funds Rating ² | | | | | | | EDA ³ | 74 |

Yearly Performance

| | |
|------|---------|
| 2023 | +13.48% |
|------|---------|

| Master data | | Conditions | | Other figures | |
|---------------------|------------------------------------|------------------------|-------|-----------------------------------|--------|
| Fund type | Single fund | Issue surcharge | 3.00% | Minimum investment | UNT 0 |
| Category | Equity | Planned administr. fee | 0.00% | Savings plan | - |
| Sub category | Mixed Sectors | Deposit fees | 0.00% | UCITS / OGAW | Yes |
| Fund domicile | Luxembourg | Redemption charge | 0.00% | Performance fee | 10.00% |
| Tranch volume | (07/26/2024) JPY 0.050 mill. | Ongoing charges | - | Redeployment fee | 0.00% |
| Total volume | (07/26/2024) JPY 6,540.07 mill. | Dividends | | Investment company | |
| Launch date | 2/28/2022 | | | UBP AM (EU) | |
| KESt report funds | No | | | 96-98, rue du Rhône, 1211, Geneva | |
| Business year start | 01.01. | | | Switzerland | |
| Sustainability type | - | | | http://www.ubp.ch | |
| Fund manager | UBP Asset Management (Europe) S.A. | | | | |

| Performance | 1M | 6M | YTD | 1Y | 2Y | 3Y | 5Y | Since start |
|------------------|--------|---------|---------|---------|---------|--------|-------|-------------|
| Performance | -4.36% | -0.88% | -2.42% | +1.52% | +6.08% | - | - | +9.32% |
| Performance p.a. | - | - | - | +1.52% | +2.99% | - | - | +3.77% |
| Sharpe ratio | -3.39 | -0.34 | -0.49 | -0.12 | -0.04 | - | - | 0.01 |
| Volatility | 13.43% | 15.87% | 16.06% | 17.21% | 17.86% | 0.00% | 0.00% | 19.95% |
| Worst month | - | -6.19% | -6.19% | -6.19% | -7.81% | -7.81% | 0.00% | -7.81% |
| Best month | - | 5.64% | 5.64% | 11.30% | 11.30% | 11.30% | 0.00% | 11.30% |
| Maximum loss | -5.72% | -10.81% | -10.81% | -13.76% | -13.76% | 0.00% | 0.00% | - |

Distribution permission

Austria, Germany, Switzerland, Luxembourg

¹ Important note on update status: The displayed date refers exclusively to the calculation of the NAV.

² The Mountain-View Data Fund Rating calculates a comparative ranking for funds using yield, volatility and trend data. For more information visit [MVD Funds Rating](#)

³ Displays the Ethical-Dynamical Ratio calculated according to standard criteria. The maximum value is 100. For more information visit [EDA](#)

DISCLAIMER: The information on this page are for informational purposes only and should neither an offer to sell nor a solicitation for the purchase of the security or recommendation in favor of the security to be understood. baha GmbH assumes no liability despite thorough searches for the accuracy of the data.

Funds data from: www.mountain-view.com. Fact Sheet created by: www.baha.com

UBAM - Angel Japan Small Cap Equity UPHC USD / LU1820978960 / A3E4Z1 / UBP AM (EU)

Investment strategy

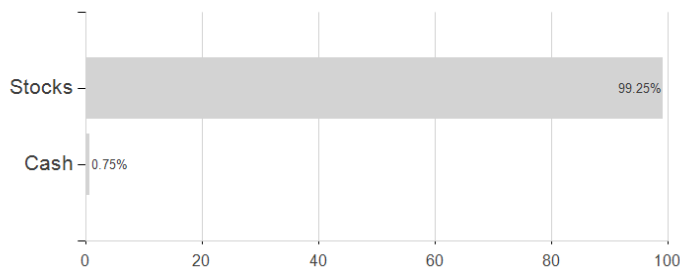
The strategy is growth-oriented. The Investment Manager believes that superior results are best achieved by considering smaller companies with strong management, innovative business models, and niche products as they have sound growth opportunities regardless of the economic environment and might play a vital role in the future and sustainable growth of the Japanese economy. The minimum market capitalization of selected companies will be JPY 10 billion. The Environmental, Social and Governance (ESG) investment strategy is based on three pillars: (i) business activities exclusion according to data about harmful activities as well as breaches with the UBP Responsible Investment policy, (ii) ESG integration to select stocks through the analysis of environmental, social and governance factors, (iii) a preference for stocks with reduced carbon footprint as well as good governance characteristics as assessed by internal research. The Fund also promotes a lower carbon footprint than the MSCI Japan Small Cap Net Total Return Local Index (the "Benchmark"). The Fund uses the Benchmark for performance objective. The Benchmark is not representative of the risk profile of the Fund. The performance of the Fund is likely to be significantly different from that of the Benchmark because the Investment Manager has significant discretion to deviate from its securities and weighting.

Investment goal

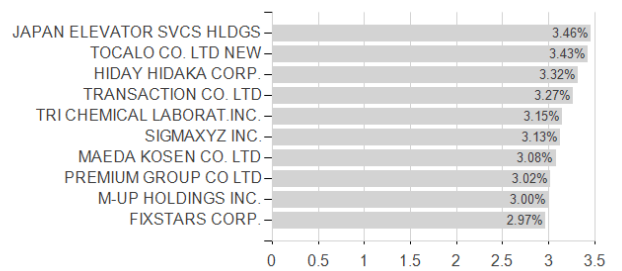
The Fund seeks to grow your capital and generate income by investing primarily in Japanese equities or equivalent. The Fund is actively managed, adopting an active and selective policy to pick the stocks of Japanese companies.

Assessment Structure

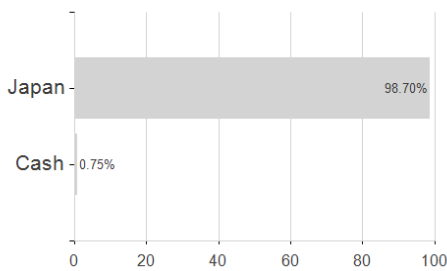
Assets



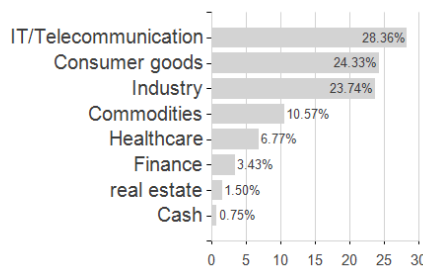
Largest positions



Countries



Branches



Currencies

