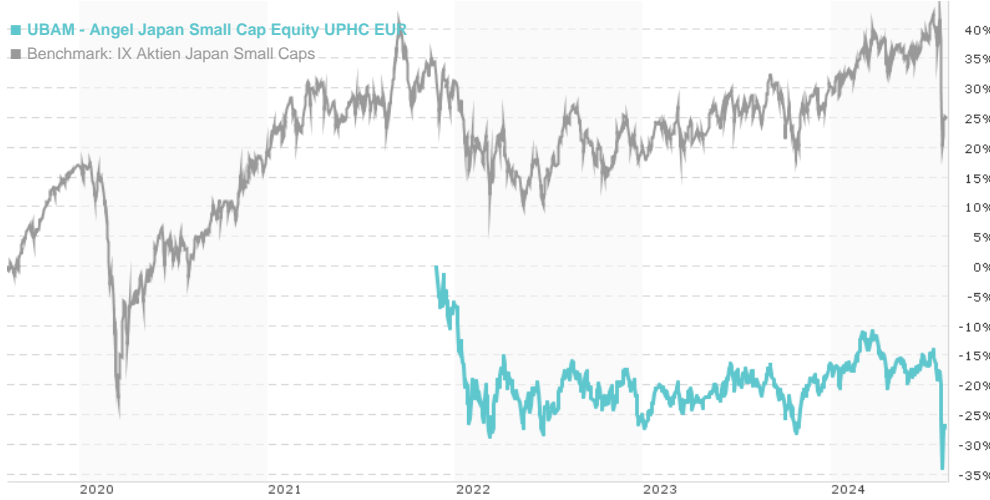


UBAM - Angel Japan Small Cap Equity UPHC EUR / LU0946662284 / A2P76T / UBP AM (EU)

Last 08/09/2024 ¹	Country	Branch	Type of yield	Type
73.25 EUR	Japan	Mixed Sectors	reinvestment	Equity Fund



Risk key figures

SRI	1	2	3	4	5	6	7	
Mountain-View Funds Rating ²							EDA ³	74

Yearly Performance

2023	+11.33%
2022	-19.57%

Master data		Conditions		Other figures	
Fund type	Single fund	Issue surcharge	3.00%	Minimum investment	UNT 0
Category	Equity	Planned administr. fee	0.00%	Savings plan	-
Sub category	Mixed Sectors	Deposit fees	0.00%	UCITS / OGAW	Yes
Fund domicile	Luxembourg	Redemption charge	0.00%	Performance fee	10.00%
Tranch volume	(08/09/2024) JPY 0.000 mill.	Ongoing charges	-	Redeployment fee	0.00%
Total volume	(08/09/2024) JPY 5,841.54 mill.	Dividends		Investment company	
Launch date	11/24/2021	UBP AM (EU)			
KESt report funds	Yes	96-98, rue du Rhône, 1211, Geneva			
Business year start	01.01.	Switzerland			
Sustainability type	-	http://www.ubp.ch			
Fund manager	UBP Asset Management (Europe) S.A.				

Performance	1M	6M	YTD	1Y	2Y	3Y	5Y	Since start
Performance	-12.91%	-11.20%	-12.58%	-8.92%	-11.59%	-	-	-26.75%
Performance p.a.	-	-	-	-8.89%	-5.96%	-	-	-10.85%
Sharpe ratio	-1.47	-0.88	-0.90	-0.53	-0.45	-	-	-0.61
Volatility	57.02%	28.20%	26.41%	23.76%	21.29%	0.00%	0.00%	23.67%
Worst month	-	-11.09%	-11.09%	-11.09%	-11.09%	-17.17%	0.00%	-17.17%
Best month	-	5.51%	5.51%	11.17%	11.17%	11.17%	0.00%	11.17%
Maximum loss	-23.27%	-26.01%	-26.01%	-26.01%	-26.01%	0.00%	0.00%	-

Distribution permission

Austria, Germany, Switzerland

¹ Important note on update status: The displayed date refers exclusively to the calculation of the NAV.

² The Mountain-View Data Fund Rating calculates a comparative ranking for funds using yield, volatility and trend data. For more information visit [MVD Funds Rating](#)

³ Displays the Ethical-Dynamical Ratio calculated according to standard criteria. The maximum value is 100. For more information visit [EDA](#)

DISCLAIMER: The information on this page are for informational purposes only and should neither an offer to sell nor a solicitation for the purchase of the security or recommendation in favor of the security to be understood. baha GmbH assumes no liability despite thorough searches for the accuracy of the data.

Funds data from: www.mountain-view.com. Fact Sheet created by: www.baha.com

UBAM - Angel Japan Small Cap Equity UPHC EUR / LU0946662284 / A2P76T / UBP AM (EU)

Investment strategy

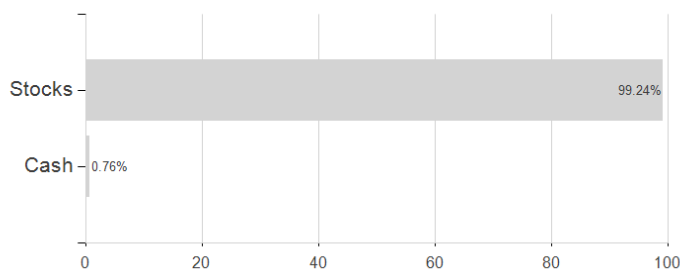
The strategy is growth-oriented. The Investment Manager believes that superior results are best achieved by considering smaller companies with strong management, innovative business models, and niche products as they have sound growth opportunities regardless of the economic environment and might play a vital role in the future and sustainable growth of the Japanese economy. The minimum market capitalization of selected companies will be JPY 10 billion. The Environmental, Social and Governance (ESG) investment strategy is based on three pillars: (i) business activities exclusion according to data about harmful activities as well as breaches with the UBP Responsible Investment policy, (ii) ESG integration to select stocks through the analysis of environmental, social and governance factors, (iii) a preference for stocks with reduced carbon footprint as well as good governance characteristics as assessed by internal research. The Fund also promotes a lower carbon footprint than the MSCI Japan Small Cap Net Total Return Local Index (the "Benchmark"). The Fund uses the Benchmark for performance objective. The Benchmark is not representative of the risk profile of the Fund. The performance of the Fund is likely to be significantly different from that of the Benchmark because the Investment Manager has significant discretion to deviate from its securities and weighting.

Investment goal

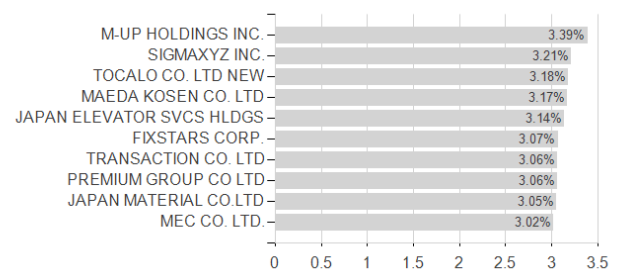
The Fund seeks to grow your capital and generate income by investing primarily in Japanese equities or equivalent. The Fund is actively managed, adopting an active and selective policy to pick the stocks of Japanese companies.

Assessment Structure

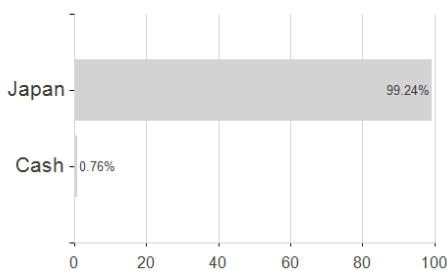
Assets



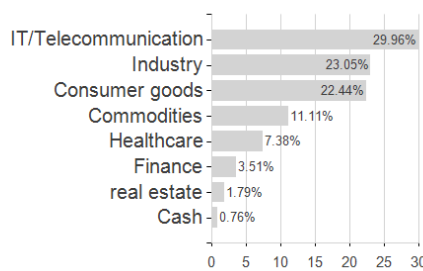
Largest positions



Countries



Branches



Currencies

