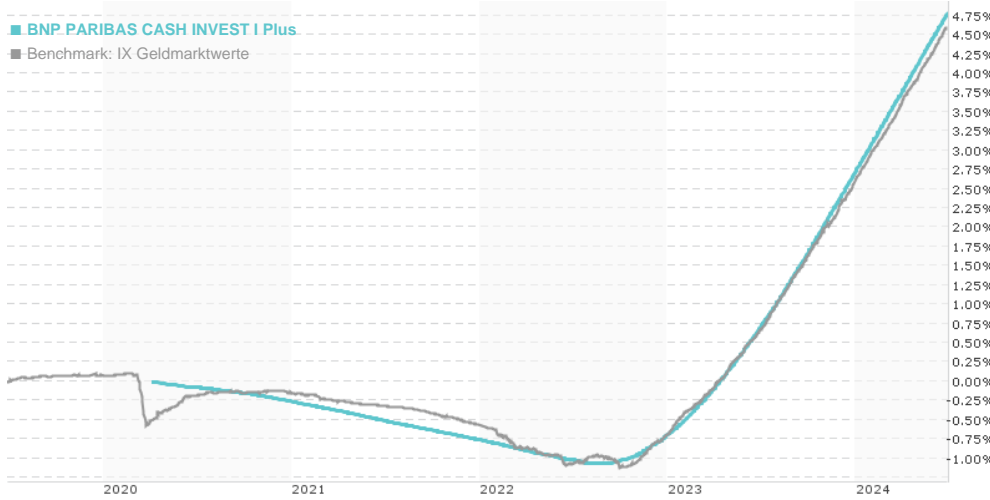


BNP PARIBAS CASH INVEST I Plus / FR0013268398 / A2P2Y6 / BNP PARIBAS AM Eur.

Last 06/27/2024 ¹	Region	Branch	Type of yield	Type
1038451.88 EUR	Euroland	Money Market Securities	reinvestment	Money Market Fund



Risk key figures

SRI	1	2	3	4	5	6	7
Mountain-View Funds Rating ²	EDA ³						
	▲ ▲ ▲ ▲ ▲ ▲ ▲						

Yearly Performance

2023	+3.41%
2022	+0.04%
2021	-0.50%

Master data		Conditions		Other figures	
-------------	--	------------	--	---------------	--

Fund type	Single fund	Issue surcharge	0.50%	Minimum investment	EUR 250,000,000.00
Category	Money Market	Planned administr. fee	0.00%	Savings plan	-
Sub category	Money Market Securities	Deposit fees	0.00%	UCITS / OGAW	Yes
Fund domicile	France	Redemption charge	0.00%	Performance fee	0.00%
Tranch volume	(06/27/2024) EUR 2,896.63 mill.	Ongoing charges	-	Redeployment fee	0.00%
Total volume	(06/27/2024) EUR 6,943.82 mill.	Dividends		Investment company	
Launch date	8/9/2017	BNP PARIBAS AM Eur.			
KESt report funds	No	14 rue Bergère, 75009, Paris			
Business year start	01.04.	France			
Sustainability type	-	https://www.bnpparibas-am.com			
Fund manager	Gilles Leroy				

Performance	1M	6M	YTD	1Y	2Y	3Y	5Y	Since start
Performance	+0.33%	+2.04%	+2.03%	+4.07%	+5.84%	+5.30%	-	+4.77%
Performance p.a.	-	-	-	+4.06%	+2.87%	+1.74%	-	+1.11%
Sharpe ratio	1.39	2.02	2.35	1.72	-4.42	-10.37	-	-14.89
Volatility	0.18%	0.21%	0.21%	0.20%	0.19%	0.19%	0.00%	0.18%
Worst month	-	0.30%	0.30%	0.27%	-0.04%	-0.05%	-0.05%	-0.05%
Best month	-	0.38%	0.38%	0.38%	0.38%	0.38%	0.38%	0.38%
Maximum loss	0.00%	0.00%	0.00%	0.00%	-0.05%	-0.56%	0.00%	-

Distribution permission

Austria, Germany

¹ Important note on update status: The displayed date refers exclusively to the calculation of the NAV.

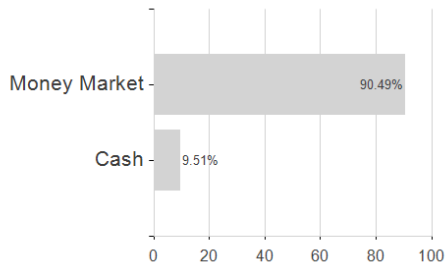
BNP PARIBAS CASH INVEST I Plus / FR0013268398 / A2P2Y6 / BNP PARIBAS AM Eur.

2 The Mountain-View Data Fund Rating calculates a comparative ranking for funds using yield, volatility and trend data. For more information visit [MVD Funds Rating](#)

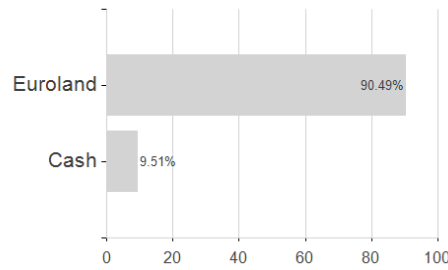
3 Displays the Ethical-Dynamical Ratio calculated according to standard criteria. The maximum value is 100. For more information visit [EDA](#)

Assessment Structure

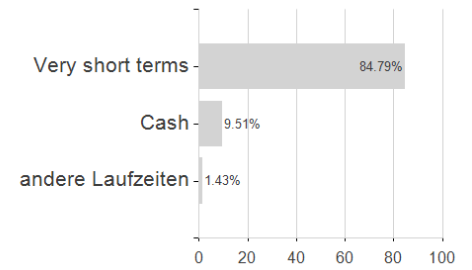
Assets



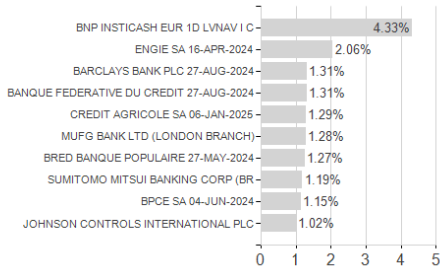
Countries



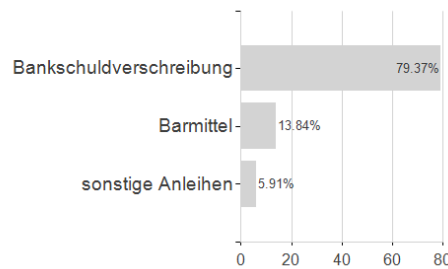
Duration



Largest positions



Issuer



Rating

