

UBAM - 30 Global Leaders Equity I+C EUR / LU2256752101 / A3C9MD / UBP AM (EU)

Last 07/30/2024 ¹	Region	Branch	Type of yield	Type
105.46 EUR	Worldwide	Mixed Sectors	reinvestment	Equity Fund

■ UBAM - 30 Global Leaders Equity I+C EUR
■ Benchmark: IX Aktien Welt EUR



Risk key figures

SRI 1 2 3 4 5 6 7

Mountain-View Funds Rating² EDA³

74

Yearly Performance

2023 +16.82%

2022 -17.53%

Master data		Conditions		Other figures	
Fund type	Single fund	Issue surcharge	3.00%	Minimum investment	USD 30,000,000.00
Category	Equity	Planned administr. fee	0.00%	Savings plan	-
Sub category	Mixed Sectors	Deposit fees	0.00%	UCITS / OGAW	Yes
Fund domicile	Luxembourg	Redemption charge	0.00%	Performance fee	0.00%
Tranch volume	(07/30/2024) USD 0.590 mill.	Ongoing charges	-	Redeployment fee	0.00%
Total volume	(07/30/2024) USD 2,132.89 mill.	Dividends		Investment company	
Launch date	12/17/2021	UBP AM (EU)			
KESt report funds	Yes	96-98, rue du Rhône, 1211, Geneva			
Business year start	01.01.	Switzerland			
Sustainability type	-	http://www.ubp.ch			
Fund manager	Martin Moeller, Fares Benouari				

Performance	1M	6M	YTD	1Y	2Y	3Y	5Y	Since start
Performance	-0.73%	+3.03%	+7.36%	+13.01%	+14.81%	-	-	+5.46%
Performance p.a.	-	-	-	+13.01%	+7.16%	-	-	+2.05%
Sharpe ratio	-0.98	0.25	0.96	0.92	0.28	-	-	-0.10
Volatility	12.70%	10.12%	9.92%	10.19%	12.67%	0.00%	0.00%	15.22%
Worst month	-	-3.34%	-3.34%	-3.34%	-6.93%	-9.44%	0.00%	-9.44%
Best month	-	3.82%	3.82%	7.77%	12.78%	12.78%	0.00%	12.78%
Maximum loss	-3.46%	-3.78%	-3.78%	-8.02%	-14.04%	0.00%	0.00%	-

Distribution permission

Austria, Germany, Switzerland

¹ Important note on update status: The displayed date refers exclusively to the calculation of the NAV.

² The Mountain-View Data Fund Rating calculates a comparative ranking for funds using yield, volatility and trend data. For more information visit [MVD Funds Rating](#)

DISCLAIMER: The information on this page are for informational purposes only and should neither an offer to sell nor a solicitation for the purchase of the security or recommendation in favor of the security to be understood. baha GmbH assumes no liability despite thorough searches for the accuracy of the data.

Funds data from: [www.mountain-view.com](#). Fact Sheet created by: [www.baha.com](#)

Created: 08/01/2024

UBAM - 30 Global Leaders Equity I+C EUR / LU2256752101 / A3C9MD / UBP AM (EU)

Investment strategy

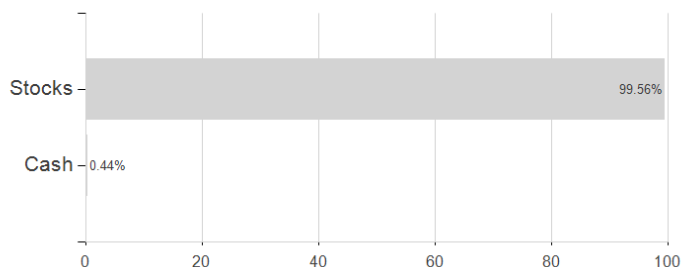
The Environmental, Social and Governance (ESG) approach is embedded in the investment process of the Fund and the selection of stocks includes ESG considerations which can be an important driver for risks associated with an investment and for maintaining or improving CFROI® of a company. The qualitative sustainable analysis is partly based on inputs provided by MSCI ESG Research and on the Investment Manager's own analysis. The Fund aims to perform better than the MSCI AC World Net Return Index (USD) (the "Benchmark"), on two ESG indicators by promoting a lower carbon footprint and a better corporate sustainability. The Investment Manager performs a negative screening and a norm-based screening to filter the investment universe. ESG related information is entering the proprietary Discounted Cash Flow models of companies. The portfolio construction will consider the overall ESG score as well as the contribution to risk that arises from ESG exposures. ESG considerations may include carbon footprint as well as the Paris Agreement goals, human rights and global norms compliance, social and corporate governance standards. The ESG analysis covers 100% of the Fund's portfolio. The Fund uses the Benchmark for performance objective. The Benchmark is representative of the investment universe and not representative of the risk profile of the Fund. The performance of the Fund is likely to be significantly different from that of the Benchmark because the Investment Manager has significant discretion to deviate from its securities and weighting. The Benchmark is not aligned with the environmental and/or social characteristics promoted by the Fund.

Investment goal

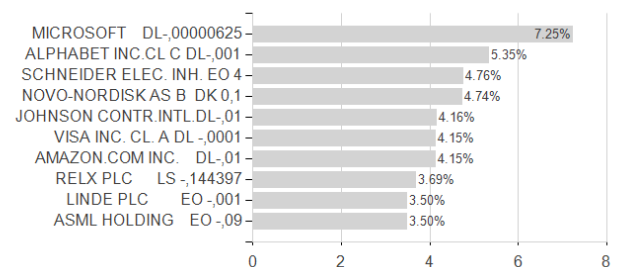
The Fund seeks to grow your capital and generate income by investing primarily in worldwide -including Emerging countries- equities or equivalent. The Fund is actively managed, invested around 30 positions and focused on large market capitalization and leading companies in their particular business fields, which are expected to provide growth and leading (i.e. sustainably high quality) levels of Cash Flow Return on Investment (CFROI® Credit Suisse HOLT). The Fund is long-term oriented with little need for turnover.

Assessment Structure

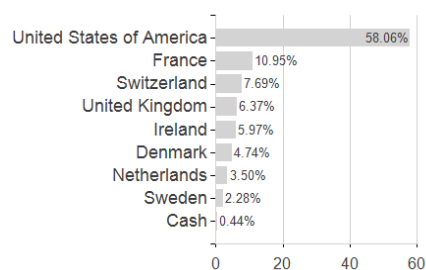
Assets



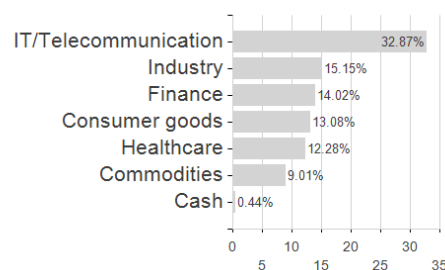
Largest positions



Countries



Branches



Currencies

