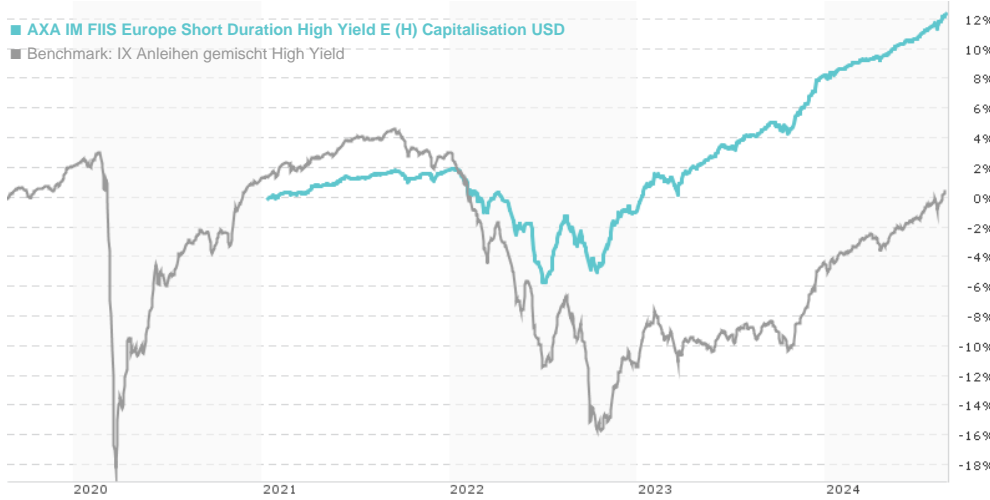


AXA IM FIIS Europe Short Duration High Yield E (H) Capitalisation USD / LU0931218647 / A1WYS7 / AXA Fds.

Last 08/22/2024 ¹	Region	Branch	Type of yield	Type
136.71 USD	Europe	Bonds: Mixed	reinvestment	Fixed-Income Fund



Risk key figures	
SRI	1 2 3 4 5 6 7
Mountain-View Funds Rating ²	EDA ³
▲▲▲▲▲▲	73

Yearly Performance	
2023	+9.22%
2022	-2.72%
2021	+1.92%

Master data		Conditions		Other figures	
Fund type	Single fund	Issue surcharge	0.00%	Minimum investment	UNT 0
Category	Bonds	Planned administr. fee	0.00%	Savings plan	-
Sub category	Bonds: Mixed	Deposit fees	0.00%	UCITS / OGAW	Yes
Fund domicile	Luxembourg	Redemption charge	0.00%	Performance fee	0.00%
Tranch volume	(08/22/2024) EUR 1.48 mill.	Ongoing charges	-	Redeployment fee	0.00%
Total volume	(08/22/2024) EUR 1,379.63 mill.	Dividends		Investment company	
Launch date	11/27/2013	AXA Fds. Management			
KESr report funds	No	49, Avenue J.F. Kennedy, 1855, Luxembourg			
Business year start	01.01.	Luxembourg			
Sustainability type	-	www.axa-im.com			
Fund manager	Yves Berger, Chris Ellis				

Performance	1M	6M	YTD	1Y	2Y	3Y	5Y	Since start
Performance	+0.81%	+3.06%	+3.76%	+7.81%	+14.72%	+10.55%	-	+12.36%
Performance p.a.	-	-	-	+7.78%	+7.10%	+3.40%	-	+3.28%
Sharpe ratio	5.00	3.17	2.79	3.78	1.69	-0.06	-	-0.12
Volatility	1.29%	0.85%	0.87%	1.13%	2.10%	2.33%	0.00%	2.14%
Worst month	-	0.24%	0.24%	0.05%	-0.95%	-4.05%	0.00%	-4.05%
Best month	-	0.89%	1.42%	1.68%	2.28%	3.14%	0.00%	3.14%
Maximum loss	-0.35%	-0.35%	-0.35%	-0.71%	-3.06%	-7.53%	0.00%	-

Distribution permission
Austria, Germany, Switzerland, Luxembourg

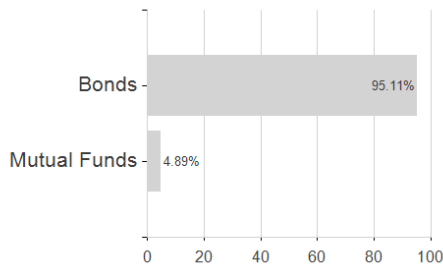
¹ Important note on update status: The displayed date refers exclusively to the calculation of the NAV.
² The Mountain-View Data Fund Rating calculates a comparative ranking for funds using yield, volatility and trend data. For more information visit [MVD Funds Rating](#)

AXA IM FIIS Europe Short Duration High Yield E (H) Capitalisation USD / LU0931218647 / A1WYS7 / AXA Fds.


3 Displays the Ethical-Dynamical Ratio calculated according to standard criteria. The maximum value is 100. For more information visit [EDA](#)

Assessment Structure

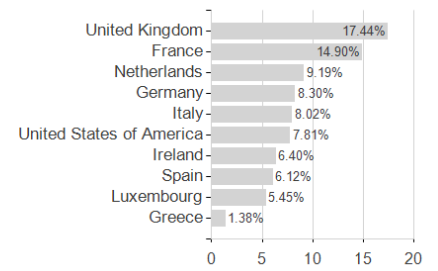
Assets



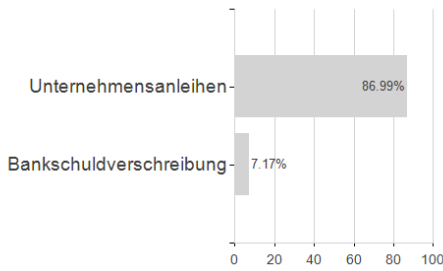
Largest positions



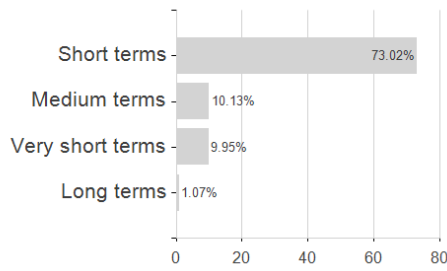
Countries



Issuer



Duration



Currencies

