

**JSS Sustainable Equity - Swiss SME Plus I CHF acc / LU2611735734 / A400NJ / J.S.Sarasin Fd.M. LU**

|                              |             |               |               |             |
|------------------------------|-------------|---------------|---------------|-------------|
| Last 07/23/2024 <sup>1</sup> | Country     | Branch        | Type of yield | Type        |
| 100.79 CHF                   | Switzerland | Mixed Sectors | reinvestment  | Equity Fund |



**Risk key figures**

|   |                  |   |   |   |   |   |   |
|---|------------------|---|---|---|---|---|---|
| SRI                                     | 1                | 2 | 3 | 4 | 5 | 6 | 7 |
| Mountain-View Funds Rating <sup>2</sup> | EDA <sup>3</sup> |   |   |   |   |   |   |
| -                                       | 80               |   |   |   |   |   |   |

**Yearly Performance**

|      |        |
|------|--------|
| 2023 | +3.55% |
|------|--------|

| Master data         |                              | Conditions                                   |       | Other figures             |                  |
|---------------------|------------------------------|--|-------|---------------------------|------------------|
| Fund type           | Single fund                  | Issue surcharge                              | 0.00% | Minimum investment        | CHF 1,000,000.00 |
| Category            | Equity                       | Planned administr. fee                       | 0.00% | Savings plan              | -                |
| Sub category        | Mixed Sectors                | Deposit fees                                 | 0.10% | UCITS / OGAW              | Yes              |
| Fund domicile       | Luxembourg                   | Redemption charge                            | 0.00% | Performance fee           | 0.00%            |
| Tranch volume       | (07/23/2024) CHF 6.37 mill.  | Ongoing charges                              | -     | Redeployment fee          | 0.00%            |
| Total volume        | (02/29/2024) CHF 12.65 mill. | <b>Dividends</b>                             |       | <b>Investment company</b> |                  |
| Launch date         | 12/20/2023                   | J.S.Sarasin Fd.M. LU                         |       |                           |                  |
| KESt report funds   | Yes                          | 17-21, Boulevard Joseph II, 1840, Luxembourg |       |                           |                  |
| Business year start | 01.07.                       | Luxembourg                                   |       |                           |                  |
| Sustainability type | Ethics/ecology               | http://www.jsafrasarasin.lu/internet/lu/     |       |                           |                  |
| Fund manager        | Marc Possa                   |  |       |                           |                  |

| Performance      | 1M     | 6M     | YTD    | 1Y     | 2Y     | 3Y    | 5Y    | Since start |
|------------------|--------|--------|--------|--------|--------|-------|-------|-------------|
| Performance      | -0.52% | +5.22% | +1.41% | -      | -      | -     | -     | +5.01%      |
| Performance p.a. | -      | -      | -      | -      | -      | -     | -     | +3.27%      |
| Sharpe ratio     | -0.83  | 0.71   | -0.11  | -      | -      | -     | -     | -0.06       |
| Volatility       | 12.18% | 9.86%  | 10.07% | 6.86%  | 0.00%  | 0.00% | 0.00% | 6.86%       |
| Worst month      | -      | -3.44% | -3.44% | -3.44% | -3.44% | 0.00% | 0.00% | -3.44%      |
| Best month       | -      | 5.11%  | 5.11%  | 5.11%  | 5.11%  | 0.00% | 0.00% | 5.11%       |
| Maximum loss     | -3.65% | -5.90% | -5.90% | -5.90% | 0.00%  | 0.00% | 0.00% | -           |

**Distribution permission**

Austria, Germany, Switzerland

1 Important note on update status: The displayed date refers exclusively to the calculation of the NAV.  
 2 The Mountain-View Data Fund Rating calculates a comparative ranking for funds using yield, volatility and trend data. For more information visit [MVD Funds Rating](#)  
 3 Displays the Ethical-Dynamical Ratio calculated according to standard criteria. The maximum value is 100. For more information visit [EDA](#)

**JSS Sustainable Equity - Swiss SME Plus I CHF acc / LU2611735734 / A400NJ / J.S.Sarasin Fd.M. LU**

**Investment strategy**

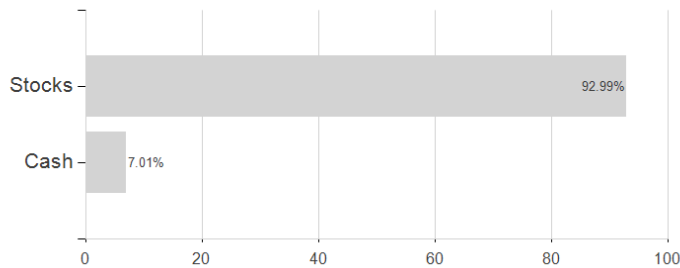
JSS Sustainable Equity - Swiss SME Plus invests at least 75% directly in equity securities of small and medium-sized enterprises which are either domiciled or, in the case of holding companies, own stakes mainly in companies domiciled in Switzerland or Liechtenstein traded on a Swiss market as per requirements of Article 41 (1) c) of the 2010 Law. Small and medium-sized enterprises are defined as all stocks listed on the Swiss stock exchange except for the large caps. Large caps are defined as the 20 largest (free-float adjusted) companies listed on the Swiss stock exchange (in accordance with the methodology applied by SIX Index). The Sub-Fund may also invest in micro caps.

**Investment goal**

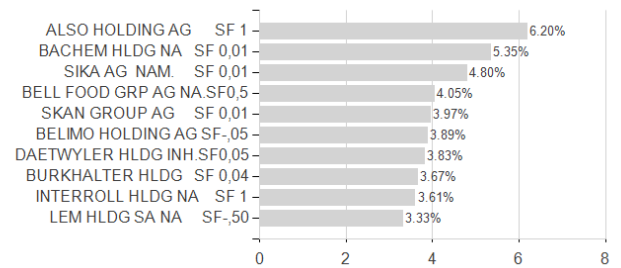
The investment objective of JSS Sustainable Equity - Swiss SME Plus is to achieve long-term capital growth by investing in small and medium-sized companies in Switzerland or Liechtenstein. The Sub-Fund is actively managed without replicating any benchmark. However, the Sub-Fund is managed with reference to SPI Small and Middle Companies CHF TR ® (the "Benchmark").

**Assessment Structure**

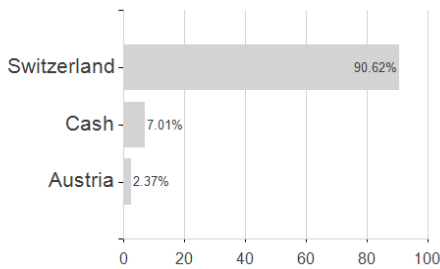
**Assets**



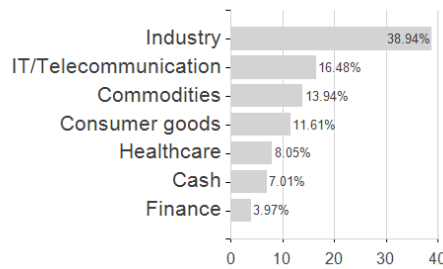
**Largest positions**



**Countries**



**Branches**



**Currencies**

