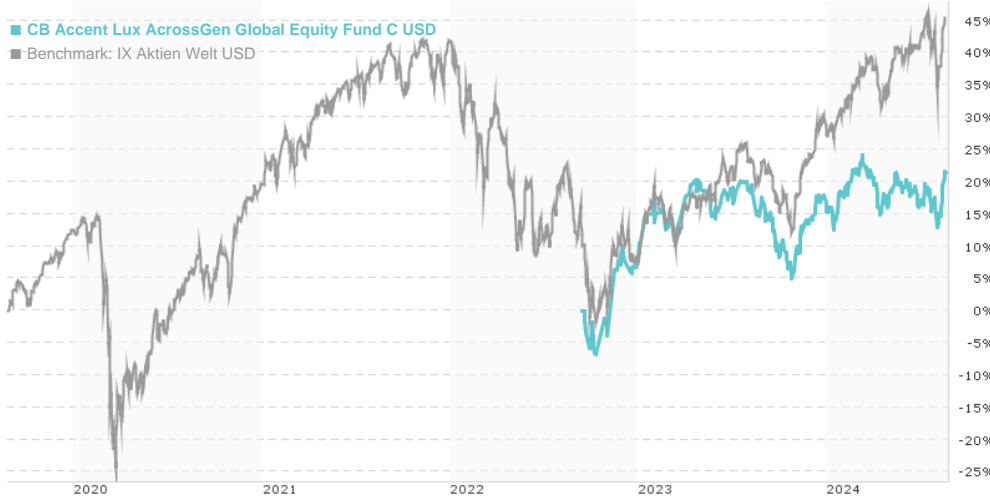


CB Accent Lux AcrossGen Global Equity Fund C USD / LU2384378068 / A3DVE5 / ADEPA AM

Last 08/22/2024 ¹	Region	Branch	Type of yield	Type
121.42 USD	Worldwide	Mixed Sectors	reinvestment	Equity Fund



Risk key figures

SRI	1	2	3	4	5	6	7
Mountain-View Funds Rating ²	EDA ³						
	-						

Yearly Performance

2023	+9.95%
------	--------

Master data		Conditions		Other figures	
Fund type	Single fund	Issue surcharge	0.00%	Minimum investment	UNT 0
Category	Equity	Planned administr. fee	0.00%	Savings plan	-
Sub category	Mixed Sectors	Deposit fees	0.05%	UCITS / OGAW	Yes
Fund domicile	Luxembourg	Redemption charge	0.00%	Performance fee	0.00%
Tranch volume	-	Ongoing charges	-	Redeployment fee	0.00%
Total volume	-	Dividends		Investment company	
Launch date	9/16/2022	ADEPA AM			
KESt report funds	No				
Business year start	01.01.				
Sustainability type	-	http://www.adepa.com			
Fund manager	-				

Performance	1M	6M	YTD	1Y	2Y	3Y	5Y	Since start
Performance	+2.27%	-0.01%	+2.99%	+5.04%	+21.42%	-	-	+21.42%
Performance p.a.	-	-	-	+5.04%	+10.55%	-	-	+10.55%
Sharpe ratio	1.84	-0.34	0.11	0.14	-	-	-	0.48
Volatility	14.58%	10.39%	10.56%	10.98%	0.00%	0.00%	0.00%	14.60%
Worst month	-	-4.85%	-4.85%	-5.92%	-5.92%	0.00%	0.00%	-5.92%
Best month	-	3.28%	3.69%	7.13%	10.72%	0.00%	0.00%	10.72%
Maximum loss	-4.83%	-9.14%	-9.14%	-10.80%	0.00%	0.00%	0.00%	-

Distribution permission

Switzerland, Luxembourg

¹ Important note on update status: The displayed date refers exclusively to the calculation of the NAV.

² The Mountain-View Data Fund Rating calculates a comparative ranking for funds using yield, volatility and trend data. For more information visit [MVD Funds Rating](#)

³ Displays the Ethical-Dynamical Ratio calculated according to standard criteria. The maximum value is 100. For more information visit [EDA](#)

CB Accent Lux AcrossGen Global Equity Fund C USD / LU2384378068 / A3DVE5 / ADEPA AM

Investment strategy

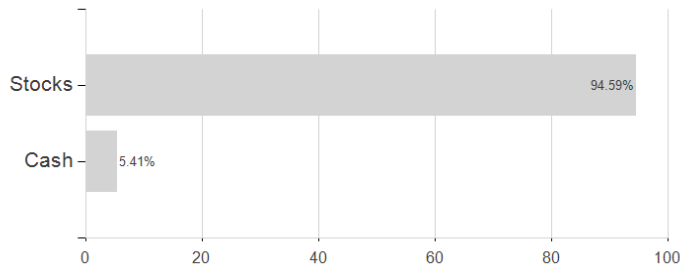
"AcrossGen" stands for "Across Generation", i.e. Companies with family or founder ownership that are managed from generation to generation. The investment strategy targets companies that behave responsibly and that generate a higher level of long-term earnings, while generally retaining a resilient profile. The share of emerging markets that are part of the EMBI Global Diversified Index could represent a maximum of 20% of investments. The subfund may invest a maximum of 10% of its assets in UCI or UCITS units or shares.

Investment goal

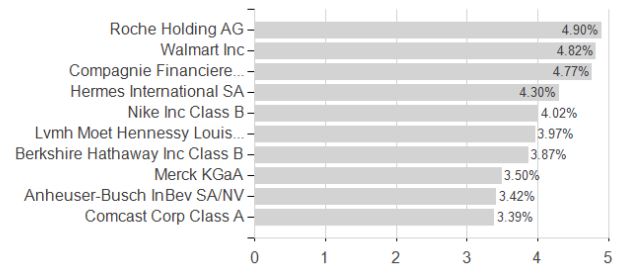
The primary objective of the AcrossGen Global Equity Fund is to achieve long-term capital growth by investing in shares of family businesses listed on international stock exchanges.

Assessment Structure

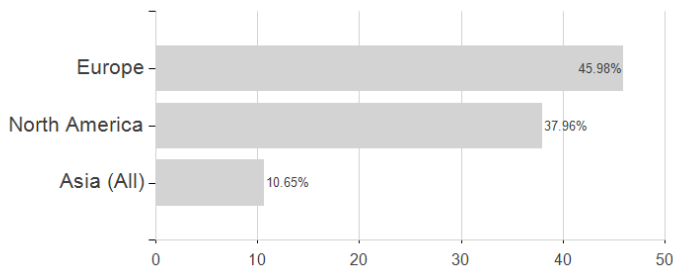
Assets



Largest positions



Countries



Branches

