

Candriam Sustainable Equity World, VP - Capitalisation / LU2713794555 / CA0002 / Candriam

Last 08/06/2024 ¹	Region	Branch	Type of yield	Type
1076.05 EUR	Worldwide	Mixed Sectors	reinvestment	Equity Fund



Risk key figures

SRI: 1 2 3 4 5 6 7

Mountain-View Funds Rating²: EDA³: 79

Yearly Performance

Master data		Conditions		Other figures	
Fund type	Single fund	Issue surcharge	0.00%	Minimum investment	EUR 15,000,000.00
Category	Equity	Planned administr. fee	0.00%	Savings plan	-
Sub category	Mixed Sectors	Deposit fees	0.00%	UCITS / OGAW	Yes
Fund domicile	Luxembourg	Redemption charge	0.00%	Performance fee	20.00%
Tranch volume	(08/06/2024) EUR 0.001 mill.	Ongoing charges	-	Redeployment fee	0.00%
Total volume	(08/06/2024) EUR 1,745.28 mill.	Dividends		Investment company	
Launch date	12/19/2023	Candriam			
KEST report funds	No	19-21 route d'Arlon, 8009, Strassen			
Business year start	01.01.	Luxembourg			
Sustainability type	Ethics/ecology	www.candriam.com			
Fund manager	Bart Goosens, Tanguy Cornet, Dave Benichou, Erwin De Winter				

Performance	1M	6M	YTD	1Y	2Y	3Y	5Y	Since start
Performance	-6.40%	+1.64%	+7.53%	-	-	-	-	+7.69%
Performance p.a.	-	-	-	-	-	-	-	-
Sharpe ratio	-2.75	-0.02	0.81	-	-	-	-	0.79
Volatility	21.80%	11.84%	11.55%	0.00%	0.00%	0.00%	0.00%	11.34%
Worst month	-	-6.42%	-6.42%	-6.42%	0.00%	0.00%	0.00%	-6.42%
Best month	-	4.31%	4.31%	4.31%	0.00%	0.00%	0.00%	4.31%
Maximum loss	-9.46%	-9.46%	-9.46%	0.00%	0.00%	0.00%	0.00%	-

Distribution permission
Austria, Germany, Switzerland

¹ Important note on update status: The displayed date refers exclusively to the calculation of the NAV.

² The Mountain-View Data Fund Rating calculates a comparative ranking for funds using yield, volatility and trend data. For more information visit [MVD Funds Rating](#)

DISCLAIMER: The information on this page are for informational purposes only and should neither an offer to sell nor a solicitation for the purchase of the security or recommendation in favor of the security to be understood. baha GmbH assumes no liability despite thorough searches for the accuracy of the data.
Funds data from: www.mountain-view.com. Fact Sheet created by: www.baha.com

Candriam Sustainable Equity World, VP - Capitalisation / LU2713794555 / CA0002 / Candriam

Investment strategy

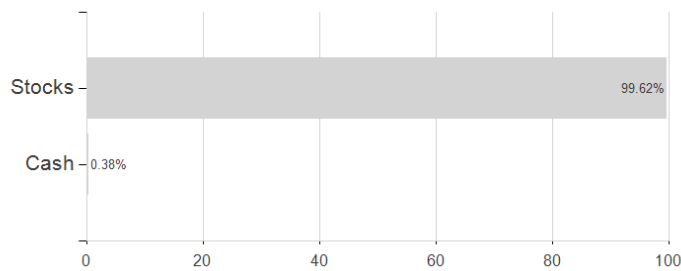
The investment process consists of two steps. Firstly, the eligible Environmental, Social and Governance (ESG) universe is defined using Candriam's ESG proprietary analysis. Secondly, based on this universe, a portfolio is constructed taking into account several dimensions such as financial company fundamentals, ESG factors and risk metrics (liquidity, volatility, correlation etc.) using a quantitative investment framework. This framework enables the portfolio management team to compute expected returns and risks using mathematical models based on financial company fundamentals, ESG factors and risk metrics and to construct a portfolio taking into account these expected returns and risks as well as other criteria. The fund's sustainable investment objective is to contribute to reducing greenhouse gas emissions through specific targets as well as the integration of climate related indicators in issuer and securities analysis. The fund also aims to have long-term positive impact on environment and social objectives. More specifically the fund aims to achieve overall greenhouse gas emissions at least 30% lower than those of the benchmark. To achieve these objectives the fund implements a combination of positive selection of the best issuers based on ESG criteria, exclusion of issuers detrimental to these objectives or deemed to be prone to controversies.

Investment goal

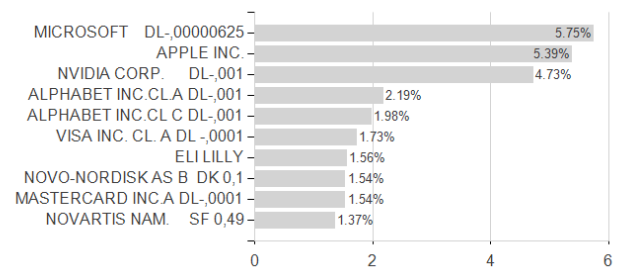
The fund seeks to achieve capital growth by investing in the principal assets traded and to outperform the benchmark.

Assessment Structure

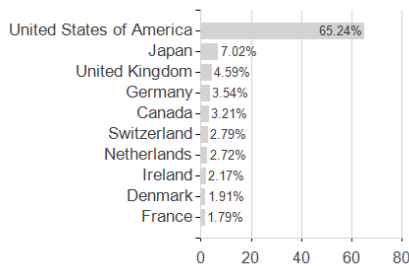
Assets



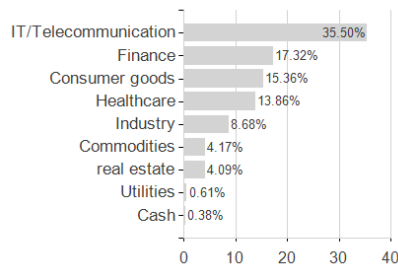
Largest positions



Countries



Branches



Currencies

