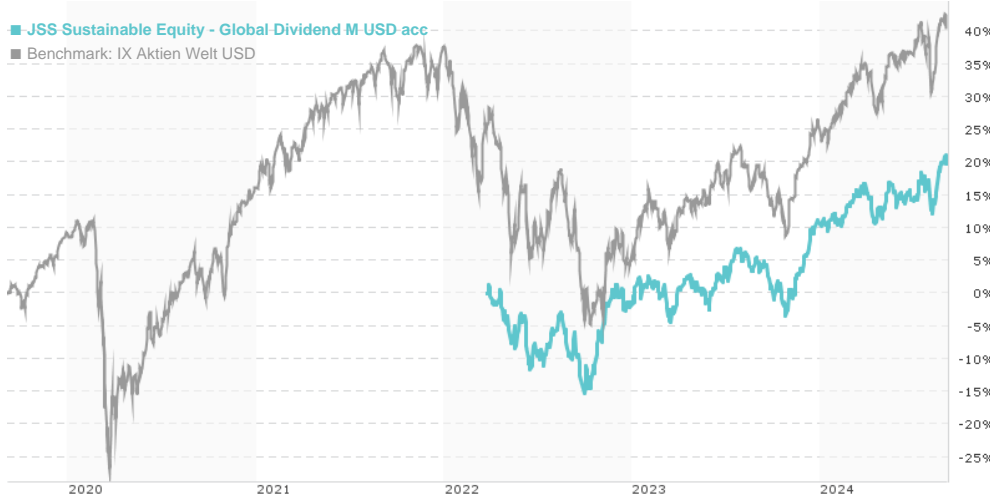


JSS Sustainable Equity - Global Dividend M USD acc / LU2076228340 / A3DJAE / J.S.Sarasin Fd.M. LU

Last 09/04/2024 ¹	Region	Branch	Type of yield	Type
119.82 USD	Worldwide	Mixed Sectors	reinvestment	Equity Fund



Risk key figures

SRI: 1 2 3 4 5 6 7

Mountain-View Funds Rating²: EDA³

63

Yearly Performance

2023: +13.27%

Master data		Conditions		Other figures	
Fund type	Single fund	Issue surcharge	0.00%	Minimum investment	UNT 0
Category	Equity	Planned administr. fee	0.00%	Savings plan	-
Sub category	Mixed Sectors	Deposit fees	0.10%	UCITS / OGAW	Yes
Fund domicile	Luxembourg	Redemption charge	0.00%	Performance fee	0.00%
Tranch volume	(09/04/2024) EUR 16.14 mill.	Ongoing charges	-	Redeployment fee	0.00%
Total volume	(07/31/2024) EUR 301.21 mill.	Dividends		Investment company	
Launch date	3/17/2022	J.S.Sarasin Fd.M. LU			
KESt report funds	Yes	17-21, Boulevard Joseph II, 1840, Luxembourg			
Business year start	01.07.	Luxembourg			
Sustainability type	Ethics/ecology	http://www.jsafrasarasin.lu/internet/lu/			
Fund manager	Jean-Philippe Hechel, A. Gamboni, V. Weber				

Performance	1M	6M	YTD	1Y	2Y	3Y	5Y	Since start
Performance	+6.31%	+4.94%	+7.87%	+14.36%	+33.00%	-	-	+19.86%
Performance p.a.	-	-	-	+14.32%	+15.33%	-	-	+7.68%
Sharpe ratio	8.68	0.64	0.89	1.10	1.02	-	-	0.34
Volatility	12.33%	10.22%	9.53%	9.94%	11.67%	0.00%	0.00%	12.52%
Worst month	-	-4.24%	-4.24%	-4.24%	-6.33%	-6.33%	0.00%	-6.33%
Best month	-	3.22%	6.13%	7.20%	10.84%	10.84%	0.00%	10.84%
Maximum loss	-1.14%	-5.31%	-5.31%	-7.91%	-9.79%	0.00%	0.00%	-

Distribution permission
Austria, Germany, Switzerland, Czech Republic

¹ Important note on update status: The displayed date refers exclusively to the calculation of the NAV.
² The Mountain-View Data Fund Rating calculates a comparative ranking for funds using yield, volatility and trend data. For more information visit [MVD Funds Rating](#)
³ Displays the Ethical-Dynamical Ratio calculated according to standard criteria. The maximum value is 100. For more information visit [EDA](#)

JSS Sustainable Equity - Global Dividend M USD acc / LU2076228340 / A3DJAE / J.S.Sarasin Fd.M. LU

Investment strategy

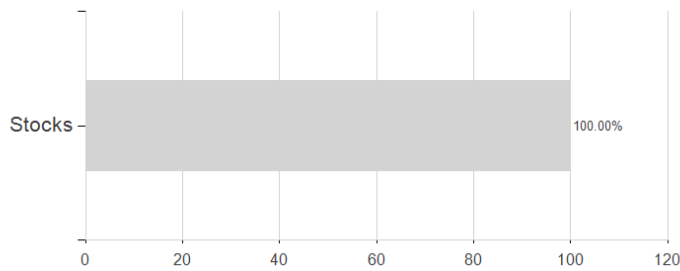
The assets of the Sub-Fund are mainly invested worldwide either directly (min. 67% of the Sub-Fund's assets) or indirectly in equity securities of companies for which an above-average and sustainable dividend yield is expected. Solid balanced sheets, healthy and consistent free cash flows, consistent earnings growth and good earnings visibility are of crucial importance when selecting the equities. Investments are made across sectors and market capitalizations and without any restriction as to the issuer's domicile. This also includes investments in the emerging markets. Emerging markets generally mean the markets of countries which are in the process of becoming modern industrial markets and therefore show higher potential, but also carry a higher risk.

Investment goal

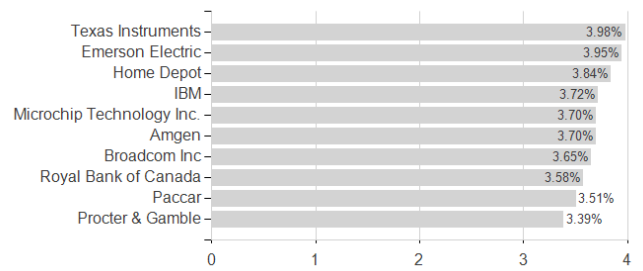
The investment objective of JSS Sustainable Equity - Global Dividend (the "Sub-Fund") is to provide attractive investment income, while additionally seeking long-term capital appreciation, through investing in equities worldwide.

Assessment Structure

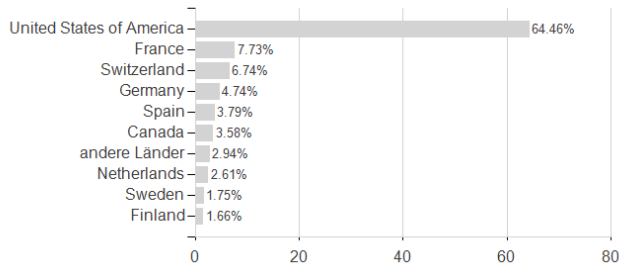
Assets



Largest positions



Countries



Branches

