

Robeco Circular Economy IE USD / LU2554843545 / ROB004 / Robeco Inst. AM

Last 11/11/2024 ¹	Region	Branch	Type of yield	Type
142.24 USD	Worldwide	Mixed Sectors	paying dividend	Equity Fund



Risk key figures

SRI	1	2	3	4	5	6	7
Mountain-View Funds Rating ²	EDA ³						
	89						

Yearly Performance

2023	+21.07%
------	---------

Master data		Conditions		Other figures	
Fund type	Single fund	Issue surcharge	0.50%	Minimum investment	EUR 500,000.00
Category	Equity	Planned administr. fee	0.00%	Savings plan	-
Sub category	Mixed Sectors	Deposit fees	0.00%	UCITS / OGAW	Yes
Fund domicile	Luxembourg	Redemption charge	0.00%	Performance fee	0.00%
Tranch volume	-	Ongoing charges	-	Redeployment fee	0.00%
Total volume	(11/11/2024) EUR 328.46 mill.	Dividends		Investment company	
Launch date	11/28/2022	17.04.2024	0.28 USD	Robeco Inst. AM	
KESt report funds	No	19.04.2023	0.02 USD	Weena 850, 3014, Rotterdam	
Business year start	01.01.			Netherlands	
Sustainability type	Ethics/ecology			https://www.robeco.com	
Fund manager	Natalie Falkman				

Performance	1M	6M	YTD	1Y	2Y	3Y	5Y	Since start
Performance	+2.20%	+10.24%	+19.07%	+33.75%	+42.59%	-	-	+42.59%
Performance p.a.	-	-	-	+33.86%	+19.89%	-	-	+19.89%
Sharpe ratio	2.18	1.28	1.40	2.24	-	-	-	1.18
Volatility	11.98%	14.49%	13.90%	13.78%	0.00%	0.00%	0.00%	14.34%
Worst month	-	-2.05%	-3.40%	-3.40%	-5.11%	0.00%	0.00%	-5.11%
Best month	-	5.34%	7.82%	9.23%	9.23%	0.00%	0.00%	9.23%
Maximum loss	-3.54%	-7.15%	-7.15%	-7.15%	0.00%	0.00%	0.00%	-

Distribution permission

Austria, Germany, Switzerland, Czech Republic

¹ Important note on update status: The displayed date refers exclusively to the calculation of the NAV.

² The Mountain-View Data Fund Rating calculates a comparative ranking for funds using yield, volatility and trend data. For more information visit [MVD Funds Rating](#)

³ Displays the Ethical-Dynamical Ratio calculated according to standard criteria. The maximum value is 100. For more information visit [EDA](#)

Robeco Circular Economy IE USD / LU2554843545 / ROB004 / Robeco Inst. AM

Investment strategy

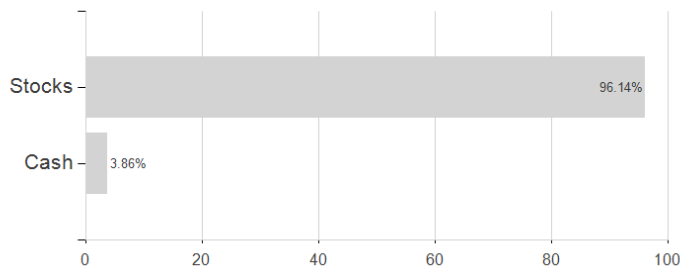
The strategy integrates sustainability criteria as part of the stock selection process and through a theme-specific sustainability assessment. The portfolio is built on the basis of an eligible investment universe that includes companies whose business models contribute to the thematic investment objectives and relevant SDGs using an internally developed framework, more information on which can be obtained at www.robeco.com/si. The fund also has the aim to achieve a better return than the index. The fund has sustainable investment as its objective within the meaning of Article 9 of the European Sustainable Finance Disclosure Regulation. The fund fosters resourceefficient business models for production and consumption of consumer goods, aligned with Circular Economy principles, by investing in companies that advance the following UN Sustainable Development Goals (UN SDGs): Zero Hunger, Good health and well-being, Decent work and economic growth, Industry, innovation and infrastructure, Sustainable cities and communities and Responsible consumption and production. The fund applies sustainability indicators, including but not limited to, integrates E&S (i.e. Environmental and Social) in the investment process, applies normative, activity-based and region-based exclusions, and applies proxy voting.

Investment goal

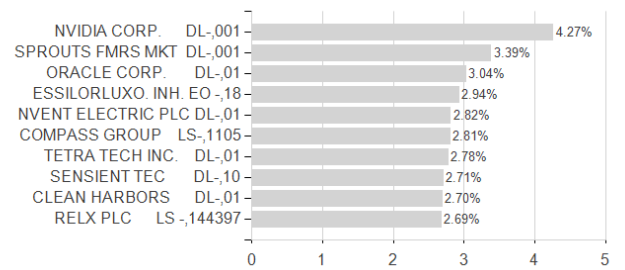
Robeco Circular Economy is an actively managed fund that invests globally in companies aligned with circular economy principles. The selection of these stocks is based on fundamental analysis. The fund has sustainable investment as its objective, within the meaning of Article 9 of the Regulation (EU) 2019/2088 of 27 November 2019 on Sustainability-related disclosures in the financial sector to finance solutions supporting the paradigm shift to a circular economy.

Assessment Structure

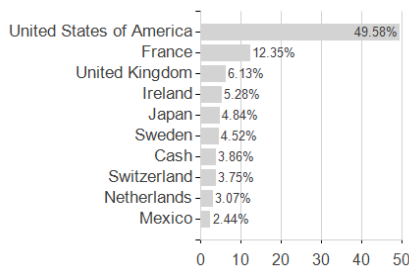
Assets



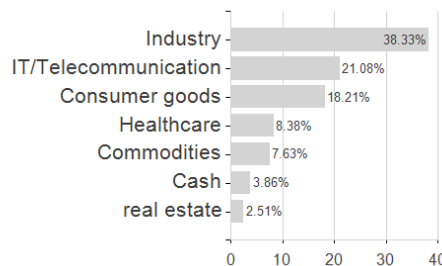
Largest positions



Countries



Branches



Currencies

