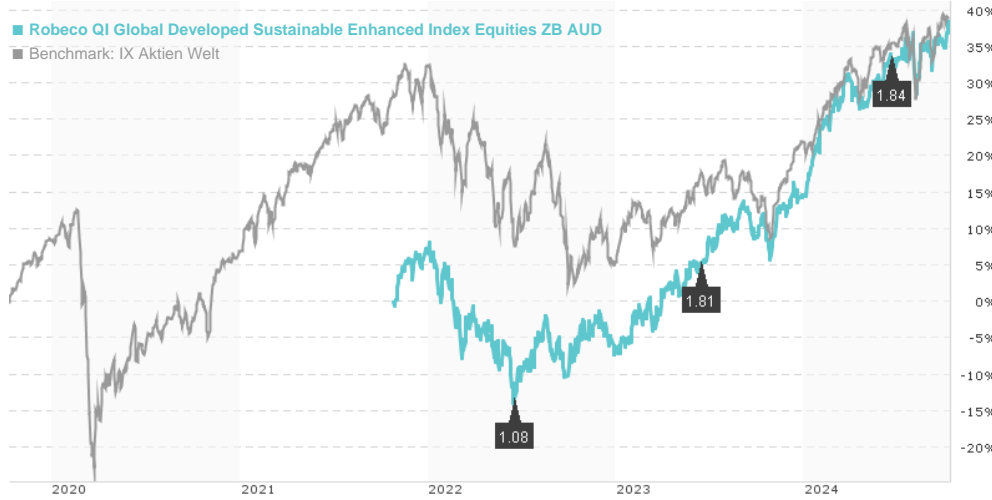


Robeco QI Global Developed Sustainable Enhanced Index Equities ZB AUD / LU2400458423 / A3DF51 / Robeco Inst.

Last 10/08/2024 ¹	Region	Branch	Type of yield	Type
132.59 AUD	Worldwide	Mixed Sectors	paying dividend	Equity Fund



Risk key figures	
SRI	1 2 3 4 5 6 7
Mountain-View Funds Rating ²	EDA ³
▲▲▲▲▲▲	78

Yearly Performance	
2023	+22.79%
2022	-12.39%

Master data		Conditions		Other figures	
Fund type	Single fund	Issue surcharge	0.50%	Minimum investment	EUR 500,000.00
Category	Equity	Planned administr. fee	0.00%	Savings plan	-
Sub category	Mixed Sectors	Deposit fees	0.00%	UCITS / OGAW	Yes
Fund domicile	Luxembourg	Redemption charge	0.00%	Performance fee	0.00%
Tranch volume	-	Ongoing charges	-	Redeployment fee	0.00%
Total volume	(10/08/2024) EUR 479.45 mill.	Dividends		Investment company	
Launch date	10/26/2021	18.06.2024	1.84 AUD	Robeco Inst. AM	
KESt report funds	No	15.06.2023	1.81 AUD	Weena 850, 3014, Rotterdam	
Business year start	01.01.	17.06.2022	1.08 AUD	Netherlands	
Sustainability type	Ethics/ecology	https://www.robeco.com			
Fund manager	Wilma de Groot , Tim Dröge , Machiel Zwanenburg , Dean Walsh, Han van der Boon, Vania Sulman				

Performance	1M	6M	YTD	1Y	2Y	3Y	5Y	Since start
Performance	+3.24%	+7.43%	+20.81%	+25.32%	+49.48%	+38.60%	-	+38.60%
Performance p.a.	-	-	-	+25.32%	+22.29%	+11.69%	-	+11.69%
Sharpe ratio	4.41	1.11	2.32	2.10	1.56	-	-	0.59
Volatility	10.45%	10.94%	10.63%	10.54%	12.19%	0.00%	0.00%	14.27%
Worst month	-	-3.40%	-3.40%	-3.40%	-5.52%	-5.64%	0.00%	-5.64%
Best month	-	3.42%	5.63%	5.63%	8.33%	8.33%	0.00%	8.33%
Maximum loss	-1.47%	-6.11%	-6.11%	-6.11%	-7.03%	0.00%	0.00%	-

Distribution permission

Austria, Germany, Switzerland, Luxembourg, Czech Republic

¹ Important note on update status: The displayed date refers exclusively to the calculation of the NAV.

² The Mountain-View Data Fund Rating calculates a comparative ranking for funds using yield, volatility and trend data. For more information visit [MVD Funds Rating](#)

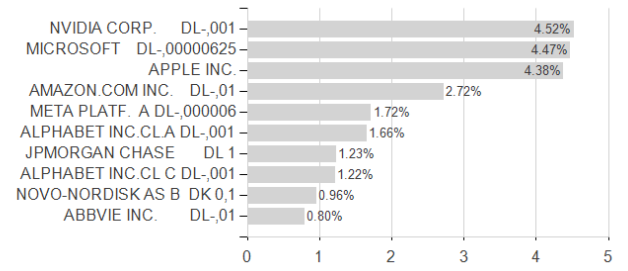
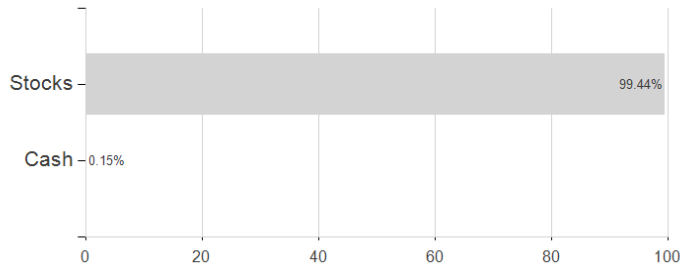
³ Displays the Ethical-Dynamical Ratio calculated according to standard criteria. The maximum value is 100. For more information visit [EDA](#)

Robeco QI Global Developed Sustainable Enhanced Index Equities ZB AUD / LU2400458423 / A3DF51 / Robeco Inst.

Assessment Structure

Assets

Largest positions



Countries

Branches

Currencies

