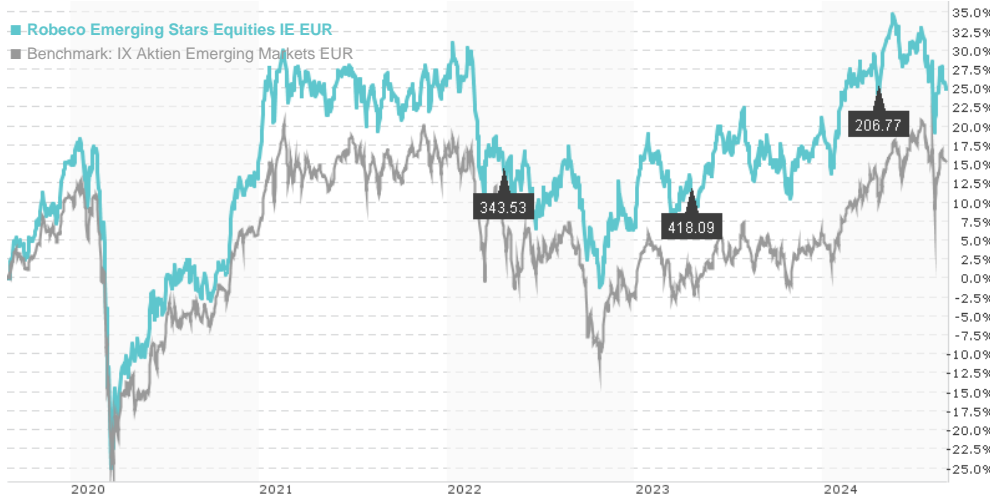


Robeco Emerging Stars Equities IE EUR / LU1840769852 / A2PXQX / Robeco Inst. AM

| | | | | |
|------------------------------|------------------|---------------|-----------------|-------------|
| Last 08/28/2024 ¹ | Region | Branch | Type of yield | Type |
| 12507.21 EUR | Emerging Markets | Mixed Sectors | paying dividend | Equity Fund |



Risk key figures

| | | | | | | | |
|---|------------------|---|---|---|---|---|---|
| SRI | 1 | 2 | 3 | 4 | 5 | 6 | 7 |
| Mountain-View Funds Rating ² | EDA ³ | | | | | | |
| | 84 | | | | | | |

Yearly Performance

| | |
|------|---------|
| 2023 | +13.42% |
| 2022 | -15.08% |
| 2021 | +8.58% |
| 2020 | +0.91% |
| 2019 | +28.76% |

| Master data | | Conditions | | Other figures | |
|---------------------|-----------------------------------|------------------------|------------|----------------------------|--------|
| Fund type | Single fund | Issue surcharge | 0.50% | Minimum investment | UNT 0 |
| Category | Equity | Planned administr. fee | 0.00% | Savings plan | - |
| Sub category | Mixed Sectors | Deposit fees | 0.00% | UCITS / OGAW | Yes |
| Fund domicile | Luxembourg | Redemption charge | 0.00% | Performance fee | 15.00% |
| Tranch volume | - | Ongoing charges | - | Redeployment fee | 0.00% |
| Total volume | (08/28/2024) EUR 2,059.27 mill. | Dividends | | Investment company | |
| Launch date | 6/28/2018 | 17.04.2024 | 206.77 EUR | Robeco Inst. AM | |
| KEST report funds | No | 19.04.2023 | 418.09 EUR | Weena 850, 3014, Rotterdam | |
| Business year start | 01.01. | 20.04.2022 | 343.53 EUR | Netherlands | |
| Sustainability type | - | 21.04.2021 | 163.96 EUR | https://www.robeco.com | |
| Fund manager | Jaap van der Hart, Karnail Sangha | 22.04.2020 | 172.07 EUR | | |

| Performance | 1M | 6M | YTD | 1Y | 2Y | 3Y | 5Y | Since start |
|------------------|--------|---------|---------|---------|---------|---------|---------|-------------|
| Performance | -1.39% | -0.67% | +3.06% | +7.67% | +8.28% | +0.96% | +28.04% | +39.62% |
| Performance p.a. | - | - | - | +7.65% | +4.06% | +0.32% | +5.06% | +5.55% |
| Sharpe ratio | -0.87 | -0.36 | 0.09 | 0.32 | 0.04 | -0.22 | 0.09 | 0.13 |
| Volatility | 22.16% | 13.30% | 13.09% | 12.85% | 13.78% | 14.23% | 16.52% | 15.85% |
| Worst month | - | -2.89% | -2.89% | -5.49% | -10.06% | -10.06% | -19.99% | -19.99% |
| Best month | - | 5.65% | 5.65% | 5.65% | 11.87% | 11.87% | 11.87% | 11.87% |
| Maximum loss | -7.36% | -11.55% | -11.55% | -11.55% | -14.28% | -24.51% | -36.66% | - |

Distribution permission

Austria, Germany, Switzerland, Luxembourg

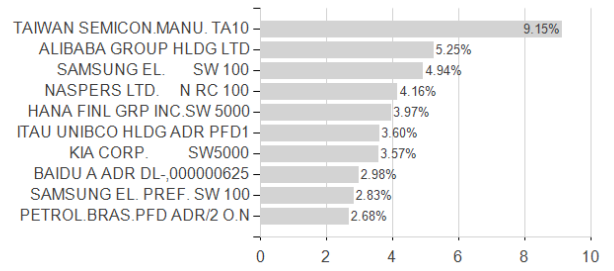
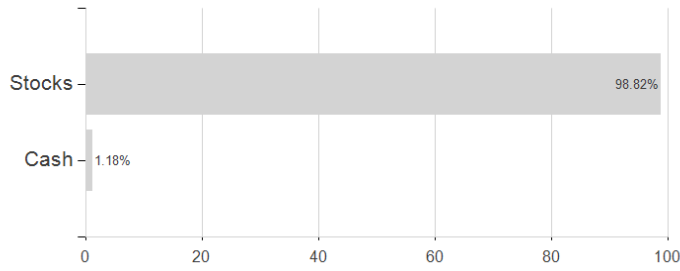
¹ Important note on update status: The displayed date refers exclusively to the calculation of the NAV.
² The Mountain-View Data Fund Rating calculates a comparative ranking for funds using yield, volatility and trend data. For more information visit [MVD Funds Rating](#)
³ Displays the Ethical-Dynamical Ratio calculated according to standard criteria. The maximum value is 100. For more information visit [EDA](#)

Robeco Emerging Stars Equities IE EUR / LU1840769852 / A2PXQX / Robeco Inst. AM

Assessment Structure

Assets

Largest positions



Countries

Branches

Currencies

