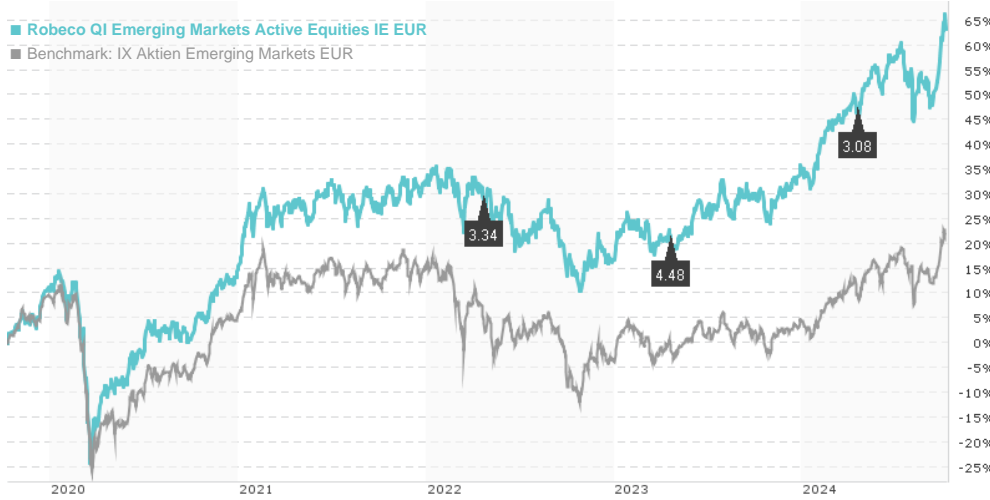


Robeco QI Emerging Markets Active Equities IE EUR / LU1940065789 / A3CXQV / Robeco Inst. AM

Last 10/07/2024 ¹	Region	Branch	Type of yield	Type
141.11 EUR	Emerging Markets	Mixed Sectors	paying dividend	Equity Fund



Risk key figures

SRI	1	2	3	4	5	6	7
Mountain-View Funds Rating ²	EDA ³						
	73						

Yearly Performance

2023	+16.16%
2022	-11.65%
2021	+14.58%
2020	+4.56%

Master data		Conditions		Other figures	
Fund type	Single fund	Issue surcharge	0.50%	Minimum investment	EUR 500,000.00
Category	Equity	Planned administr. fee	0.00%	Savings plan	-
Sub category	Mixed Sectors	Deposit fees	0.00%	UCITS / OGAW	Yes
Fund domicile	Luxembourg	Redemption charge	0.00%	Performance fee	0.00%
Tranch volume	-	Ongoing charges	-	Redeployment fee	0.00%
Total volume	(10/07/2024) EUR 2,539.39 mill.	Dividends		Investment company	
Launch date	2/20/2019	17.04.2024	3.08 EUR	Robeco Inst. AM	
KEST report funds	No	19.04.2023	4.48 EUR	Weena 850, 3014, Rotterdam	
Business year start	01.01.	20.04.2022	3.34 EUR	Netherlands	
Sustainability type	-	21.04.2021	1.88 EUR	https://www.robeco.com	
Fund manager	Wilma de Groot, Tim Dröge, Machiel Zwanenburg, Dean Walsh, Han van der Boon, Vania Sulman	22.04.2020	2.80 EUR		

Performance	1M	6M	YTD	1Y	2Y	3Y	5Y	Since start
Performance	+9.76%	+9.94%	+20.23%	+26.44%	+41.43%	+27.30%	+62.64%	+62.16%
Performance p.a.	-	-	-	+26.52%	+18.98%	+8.37%	+10.21%	+8.96%
Sharpe ratio	15.79	1.23	1.88	1.88	1.25	0.37	0.45	0.38
Volatility	14.79%	14.34%	12.77%	12.40%	12.64%	13.89%	15.58%	15.20%
Worst month	-	-1.59%	-1.59%	-3.92%	-4.32%	-8.76%	-16.05%	-16.05%
Best month	-	5.37%	6.16%	6.16%	9.21%	9.21%	9.34%	9.34%
Maximum loss	-1.76%	-9.91%	-9.91%	-9.91%	-9.91%	-18.58%	-33.82%	-

Distribution permission

Austria, Germany, Switzerland, Luxembourg, Czech Republic

1 Important note on update status: The displayed date refers exclusively to the calculation of the NAV.
 2 The Mountain-View Data Fund Rating calculates a comparative ranking for funds using yield, volatility and trend data. For more information visit [MVD Funds Rating](#)
 3 Displays the Ethical-Dynamical Ratio calculated according to standard criteria. The maximum value is 100. For more information visit [EDA](#)

Robeco QI Emerging Markets Active Equities IE EUR / LU1940065789 / A3CXQV / Robeco Inst. AM

Investment strategy

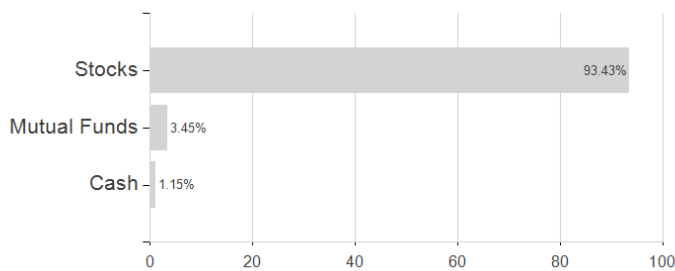
The fund aims for a better sustainability profile compared to the Benchmark by promoting E&S (i.e. Environmental and Social) characteristics within the meaning of Article 8 of the European Sustainable Finance Disclosure Regulation, integrating sustainability risks in the investment process and applying Robeco's Good Governance policy. The fund applies sustainability indicators, including but not limited to, normative, activity-based and region-based exclusions, proxy voting and engagement.

Investment goal

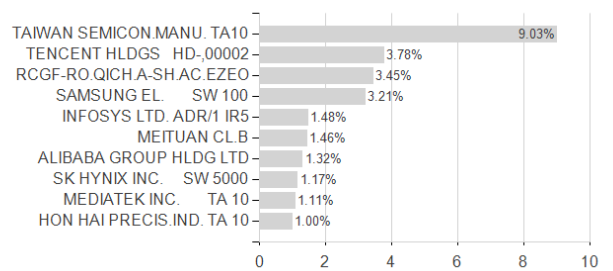
Robeco QI Emerging Markets Active Equities is an actively managed fund and invests in stocks of companies in emerging markets. The selection of these stocks is based on a quantitative model. The fund's objective is to consistently achieve a better return than the index. The fund uses a quantitative stock selection strategy which ranks stocks on their expected future relative performance using three factors: valuation, quality and momentum. Highly ranked stocks are overweighted against the Benchmark, whereas low-ranked stocks are underweighted, resulting in a well-diversified portfolio.

Assessment Structure

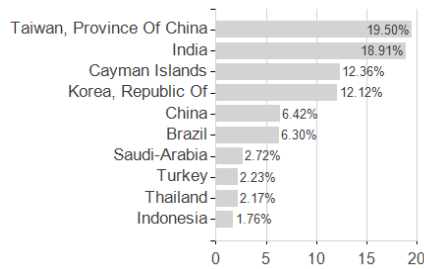
Assets



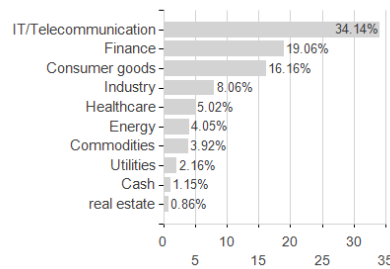
Largest positions



Countries



Branches



Currencies

