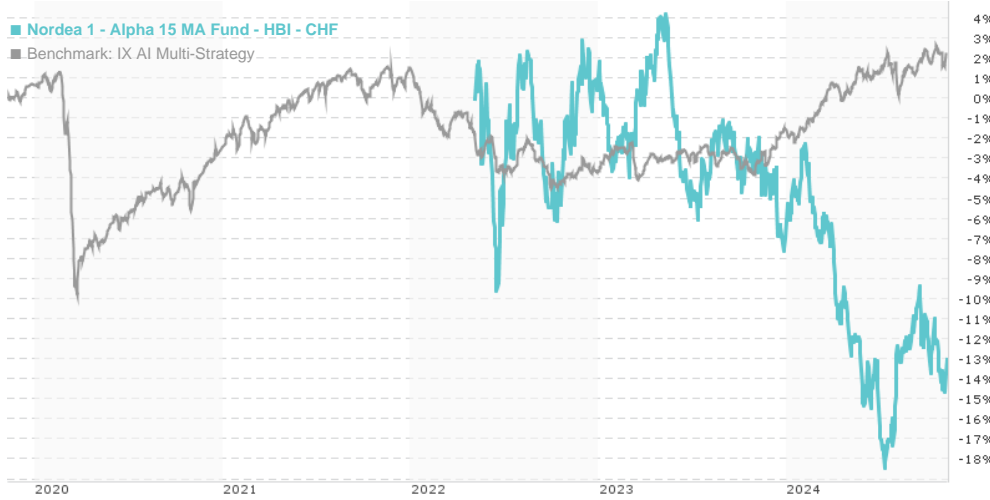


Nordea 1 - Alpha 15 MA Fund - HBI - CHF / LU2473322860 / A3DMTR / Nordea Inv. Funds

Last 11/08/2024 ¹	Region	Branch	Type of yield	Type
89.50 CHF	Worldwide	AI Hedgefonds Multi Strategies	reinvestment	Alternative Investm.



Risk key figures

SRI	1	2	3	4	5	6	7
Mountain-View Funds Rating ²	EDA ³						
-	-						

Yearly Performance

2023	-7.38%
------	--------

Master data		Conditions		Other figures	
Fund type	Single fund	Issue surcharge	0.00%	Minimum investment	EUR 75,000.00
Category	Alternative Investments	Planned administr. fee	0.00%	Savings plan	-
Sub category	AI Hedgefonds Multi Strategies	Deposit fees	0.00%	UCITS / OGAW	Yes
Fund domicile	Luxembourg	Redemption charge	0.00%	Performance fee	0.00%
Tranch volume	(11/08/2024) EUR 25.11 mill.	Ongoing charges	-	Redeployment fee	0.00%
Total volume	(11/08/2024) EUR 2,892.70 mill.	Dividends		Investment company	
Launch date	5/5/2022	Nordea Inv. Funds			
KESr report funds	No	562, Rue de Neudorf, 2017, Luxembourg			
Business year start	01.01.	Luxembourg			
Sustainability type	-	https://www.nordea.lu			
Fund manager	Asbjørn Trolle Hansen				

Performance	1M	6M	YTD	1Y	2Y	3Y	5Y	Since start
Performance	+0.76%	-1.30%	-6.49%	-11.30%	-12.01%	-	-	-13.01%
Performance p.a.	-	-	-	-11.27%	-6.19%	-	-	-5.40%
Sharpe ratio	0.65	-0.53	-1.07	-1.39	-0.90	-	-	-0.73
Volatility	9.69%	10.51%	9.96%	10.29%	10.28%	0.00%	0.00%	11.64%
Worst month	-	-4.88%	-5.08%	-5.08%	-5.08%	-5.08%	0.00%	-5.08%
Best month	-	3.79%	4.73%	4.73%	4.73%	7.32%	0.00%	7.32%
Maximum loss	-4.12%	-7.57%	-16.58%	-16.84%	-21.73%	0.00%	0.00%	-

Distribution permission

Austria, Germany, Switzerland, Luxembourg, Czech Republic

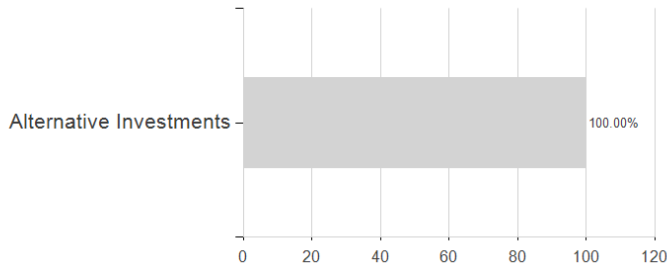
1 Important note on update status: The displayed date refers exclusively to the calculation of the NAV.
2 The Mountain-View Data Fund Rating calculates a comparative ranking for funds using yield, volatility and trend data. For more information visit [MVD Funds Rating](#)

Nordea 1 - Alpha 15 MA Fund - HBI - CHF / LU2473322860 / A3DMTR / Nordea Inv. Funds

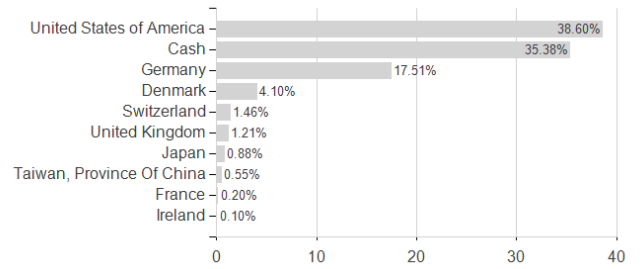
3 Displays the Ethical-Dynamical Ratio calculated according to standard criteria. The maximum value is 100. For more information visit [EDA](#)

Assessment Structure

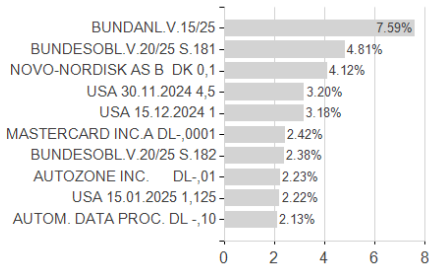
Assets



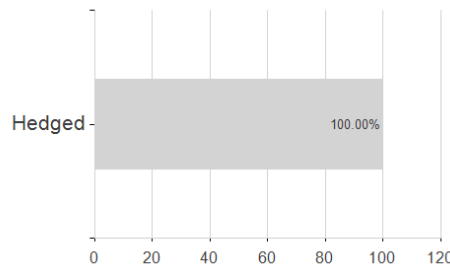
Countries



Largest positions



Currencies



Branches

