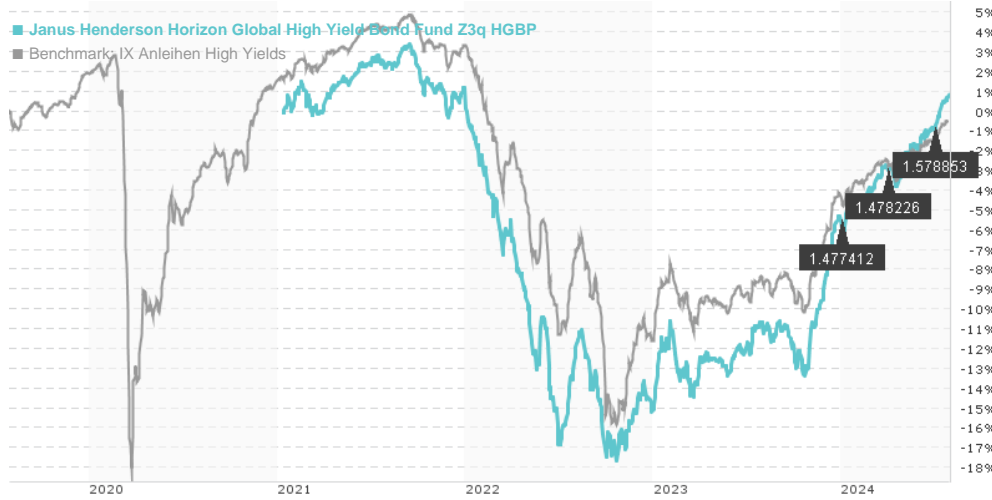


Janus Henderson Horizon Global High Yield Bond Fund Z3q HGBP / LU1365520581 / A2AEUV / Janus Henderson Inv.

Last 07/29/2024 ¹	Region	Branch	Type of yield	Type
95.19 GBP	Worldwide	Corporate Bonds	paying dividend	Fixed-Income Fund



Risk key figures						
SRI	1	2	3	4	5	6 7
Mountain-View Funds Rating ²	EDA ³					73

Yearly Performance	
2023	+11.58%
2022	-16.15%
2021	+1.22%

Master data		Conditions		Other figures	
Fund type	Single fund	Issue surcharge	0.00%	Minimum investment	GBP 25,000,000.00
Category	Bonds	Planned administr. fee	0.00%	Savings plan	-
Sub category	Corporate Bonds	Deposit fees	0.65%	UCITS / OGAW	Yes
Fund domicile	Luxembourg	Redemption charge	1.00%	Performance fee	0.00%
Tranch volume	(07/29/2024) USD 10.29 mill.	Ongoing charges	-	Redeployment fee	0.00%
Total volume	(05/31/2024) USD 921.59 mill.	Dividends		Investment company	
Launch date	1/13/2021	01.07.2024	1.58 GBP	Janus Henderson Inv.	
KESt report funds	No	02.04.2024	1.48 GBP	201 Bishopsgate, EC2M 3AE, London	
Business year start	01.07.	02.01.2024	1.48 GBP	United Kingdom	
Sustainability type	-	02.10.2023	1.40 GBP	www.janushenderson.com/	
Fund manager	Seth Meyer, Tom Ross, Tim Winstone, Brent Olson	03.07.2023	1.26 GBP		

Performance	1M	6M	YTD	1Y	2Y	3Y	5Y	Since start
Performance	+1.60%	+5.59%	+6.46%	+12.80%	+15.98%	-1.40%	-	+0.83%
Performance p.a.	-	-	-	+12.84%	+7.68%	-0.47%	-	+0.23%
Sharpe ratio	12.67	3.41	3.13	2.68	0.91	-0.87	-	-0.77
Volatility	1.53%	2.30%	2.51%	3.43%	4.41%	4.77%	0.00%	4.50%
Worst month	-	-0.32%	-0.32%	-1.35%	-3.52%	-6.74%	0.00%	-6.74%
Best month	-	1.70%	3.61%	4.84%	4.84%	4.84%	0.00%	4.84%
Maximum loss	-0.15%	-1.12%	-1.12%	-3.08%	-7.43%	-20.34%	0.00%	-

Distribution permission

Austria, Germany

¹ Important note on update status: The displayed date refers exclusively to the calculation of the NAV.

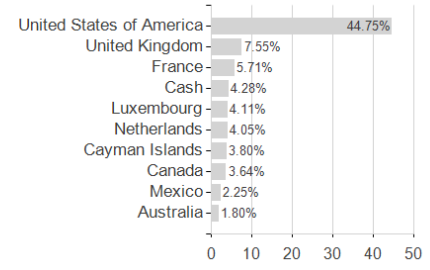

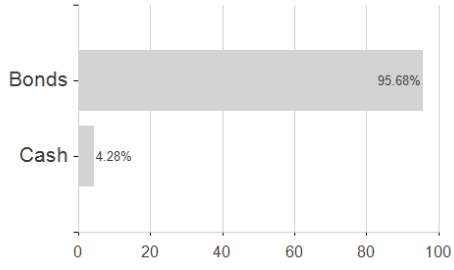
² The Mountain-View Data Fund Rating calculates a comparative ranking for funds using yield, volatility and trend data. For more information visit [MVD Funds Rating](#)

³ Displays the Ethical-Dynamical Ratio calculated according to standard criteria. The maximum value is 100. For more information visit [EDA](#)

Janus Henderson Horizon Global High Yield Bond Fund Z3q HGBP / LU1365520581 / A2AEUV / Janus Henderson Inv.

Assessment Structure

Assets Largest positions Countries



Issuer Duration Currencies

