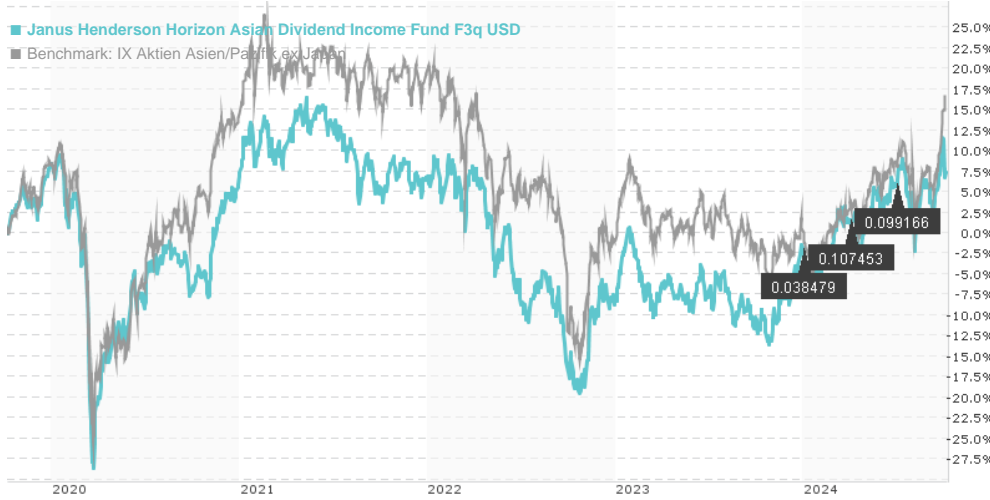


Janus Henderson Horizon Asian Dividend Income Fund F3q USD / LU1492019390 / A3EBSQ / Janus Henderson Inv.

Last 10/04/2024 <sup>1</sup>	Region	Branch	Type of yield	Type
8.03 USD	Asia/Pacific ex Japan	Mixed Sectors	paying dividend	Equity Fund



Risk key figures

SRI	1	2	3	4	5	6	7
Mountain-View Funds Rating <sup>2</sup>	EDA <sup>3</sup>						
	74						

Yearly Performance

2023	+6.96%
2022	-13.85%
2021	-0.43%
2020	-0.82%
2019	+19.22%

Master data		Conditions		Other figures	
Fund type	Single fund	Issue surcharge	5.00%	Minimum investment	USD 250,000.00
Category	Equity	Planned administr. fee	0.00%	Savings plan	-
Sub category	Mixed Sectors	Deposit fees	0.65%	UCITS / OGAW	Yes
Fund domicile	Luxembourg	Redemption charge	1.00%	Performance fee	10.00%
Tranch volume	(10/04/2024) USD 0.023 mill.	Ongoing charges	-	Redeployment fee	0.00%
Total volume	(08/30/2024) USD 79.56 mill.	Dividends		Investment company	
Launch date	3/15/2017	01.07.2024	0.10 USD	Janus Henderson Inv.	
KESt report funds	No	02.04.2024	0.11 USD	201 Bishopsgate, EC2M 3AE, London	
Business year start	01.07.	02.01.2024	0.04 USD	United Kingdom	
Sustainability type	-	02.10.2023	0.11 USD	www.janushenderson.com/	
Fund manager	Mike Kerley, Sat Duhra	03.07.2023	0.13 USD		

Performance	1M	6M	YTD	1Y	2Y	3Y	5Y	Since start
Performance	+3.48%	+5.59%	+9.03%	+22.40%	+28.04%	+2.26%	+7.54%	+23.98%
Performance p.a.	-	-	-	+22.33%	+13.14%	+0.75%	+1.46%	+2.88%
Sharpe ratio	2.55	0.52	0.61	1.35	0.69	-0.17	-0.11	-0.03
Volatility	18.95%	15.66%	14.42%	14.16%	14.46%	14.63%	15.93%	14.24%
Worst month	-	-3.72%	-3.72%	-3.72%	-7.01%	-9.02%	-16.58%	-16.58%
Best month	-	5.30%	6.89%	6.89%	13.04%	13.04%	13.04%	13.04%
Maximum loss	-4.43%	-10.18%	-10.18%	-10.18%	-14.18%	-26.48%	-34.87%	-

Distribution permission

Austria, Germany, Switzerland, Czech Republic

1 Important note on update status: The displayed date refers exclusively to the calculation of the NAV.

2 The Mountain-View Data Fund Rating calculates a comparative ranking for funds using yield, volatility and trend data. For more information visit [MVD Funds Rating](#)

3 Displays the Ethical-Dynamical Ratio calculated according to standard criteria. The maximum value is 100. For more information visit [EDA](#)

**Janus Henderson Horizon Asian Dividend Income Fund F3q USD / LU1492019390 / A3EBSQ / Janus Henderson Inv.**

**Investment strategy**

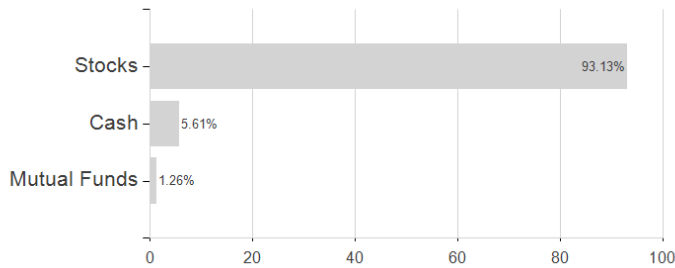
The Fund invests at least two-thirds of its assets in a portfolio of shares (equities) and equity-related securities of companies, of any size, in any industry, in the Asia Pacific region (excluding Japan) and may include China A-Shares. The Fund may also invest in other assets including companies outside this region, cash and money market instruments. The Investment Manager may use derivatives (complex financial instruments) to reduce risk, to manage the Fund more efficiently, or to generate additional income for the Fund.

**Investment goal**

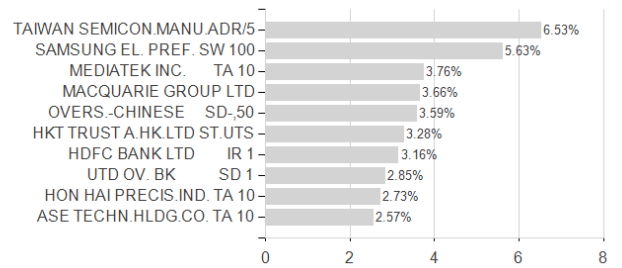
The Fund aims to provide an income in excess of the income generated by the MSCI AC Asia Pacific ex Japan High Dividend Yield Index over any 5 year period with the potential for capital growth over the long term (5 years or more).

**Assessment Structure**

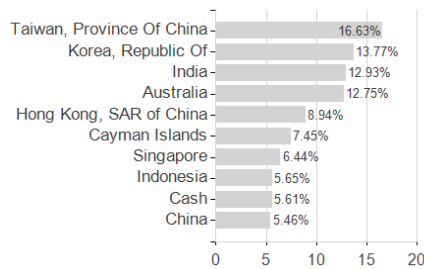
**Assets**



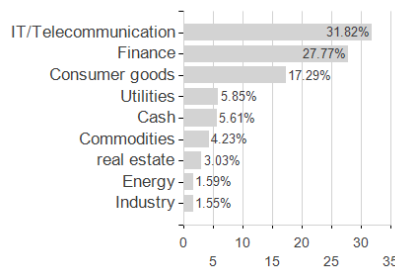
**Largest positions**



**Countries**



**Branches**



**Currencies**

