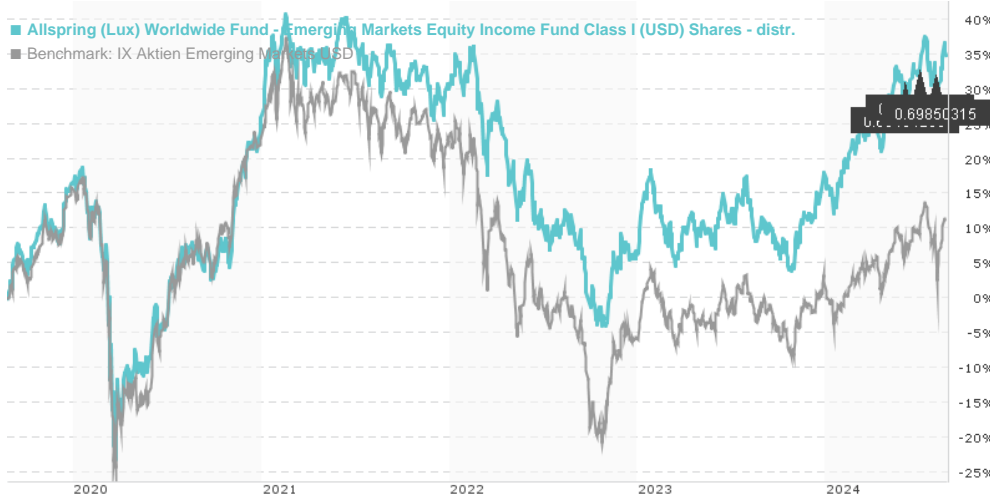


Allspring (Lux) Worldwide Fund - Emerging Markets Equity Income Fund Class I (USD) Shares - distr. /

Last 08/22/2024 ¹	Region	Branch	Type of yield	Type
135.51 USD	Emerging Markets	Mixed Sectors	paying dividend	Equity Fund



Risk key figures

SRI	1	2	3	4	5	6	7
-----	---	---	---	---	---	---	---

Mountain-View Funds Rating ²	EDA ³
▲▲▲▲▲▲	79

Yearly Performance

2023	+11.10%
2022	-18.69%
2021	+3.37%
2020	+8.43%

Master data		Conditions		Other figures	
Fund type	Single fund	Issue surcharge	0.00%	Minimum investment	USD 1,000,000.00
Category	Equity	Planned administr. fee	0.00%	Savings plan	-
Sub category	Mixed Sectors	Deposit fees	2.00%	UCITS / OGAW	Yes
Fund domicile	Luxembourg	Redemption charge	0.00%	Performance fee	0.00%
Tranch volume	(08/22/2024) USD 9.97 mill.	Ongoing charges	-	Redeployment fee	0.00%
Total volume	(08/22/2024) USD 113.22 mill.	Dividends		Investment company	
Launch date	2/29/2016	01.08.2024	0.70 USD	Allspring GI.Inv.	
KESt report funds	No	01.07.2024	0.78 USD	33, rue de Gasperich, 5826, Luxembourg	
Business year start	01.04.	03.06.2024	0.60 USD	Luxembourg	
Sustainability type	-	02.05.2024	0.41 USD	www.allspringglobal.com	
Fund manager	Alison Shimada, Elaine Tse	02.04.2024	0.56 USD		

Performance	1M	6M	YTD	1Y	2Y	3Y	5Y	Since start
Performance	+0.84%	+9.89%	+14.30%	+23.91%	+23.34%	+3.73%	+32.30%	+34.52%
Performance p.a.	-	-	-	+23.83%	+11.04%	+1.23%	+5.75%	+6.05%
Sharpe ratio	0.33	1.22	1.45	1.55	0.53	-0.16	0.12	0.14
Volatility	20.65%	14.14%	13.66%	13.16%	14.25%	14.78%	17.95%	17.94%
Worst month	-	0.78%	-1.61%	-6.40%	-7.73%	-8.03%	-17.92%	-17.92%
Best month	-	4.83%	5.05%	7.77%	13.88%	13.88%	13.88%	13.88%
Maximum loss	-6.60%	-9.18%	-9.18%	-9.18%	-14.29%	-29.62%	-35.30%	-

Distribution permission

Austria, Germany, Switzerland, Luxembourg

¹ Important note on update status: The displayed date refers exclusively to the calculation of the NAV.

² The Mountain-View Data Fund Rating calculates a comparative ranking for funds using yield, volatility and trend data. For more information visit [MVD Funds Rating](#)

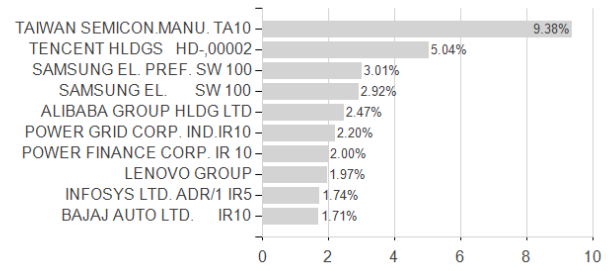
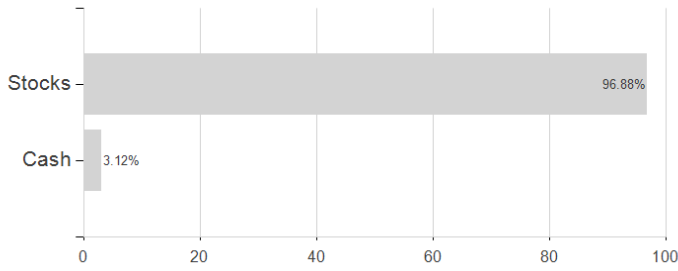
³ Displays the Ethical-Dynamical Ratio calculated according to standard criteria. The maximum value is 100. For more information visit [EDA](#)

Allspring (Lux) Worldwide Fund - Emerging Markets Equity Income Fund Class I (USD) Shares - distr. /

Assessment Structure

Assets

Largest positions



Countries

Branches

Currencies

