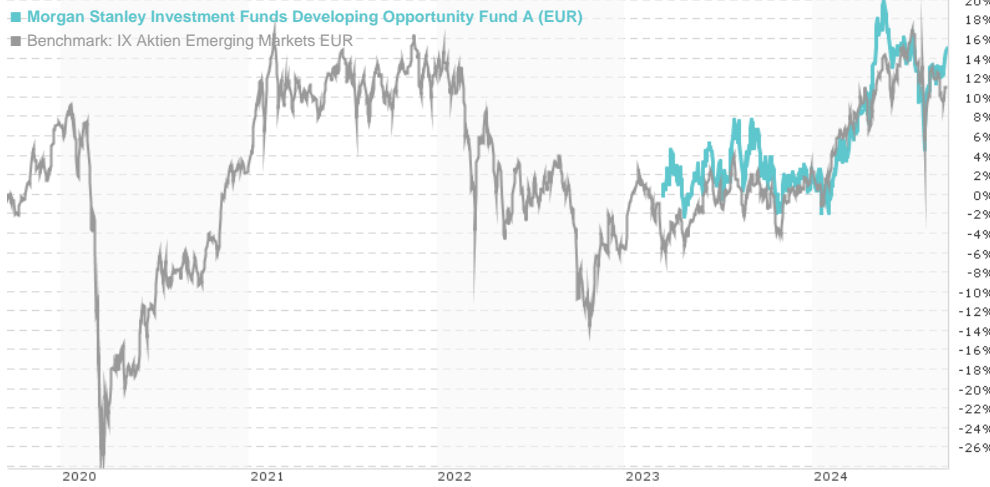


Morgan Stanley Investment Funds Developing Opportunity Fund A (EUR) / LU2295319995 / A3DSML / MSIM Fund M.

Last 09/17/2024 <sup>1</sup>	Region	Branch	Type of yield	Type
29.64 EUR	Emerging Markets	Mixed Sectors	reinvestment	Equity Fund



Risk key figures

SRI 1 2 3 4 5 6 7

Mountain-View Funds Rating<sup>2</sup> EDA<sup>3</sup>

▲▲▲▲▲ 72

Yearly Performance

Master data		Conditions		Other figures	
Fund type	Single fund	Issue surcharge	5.75%	Minimum investment	UNT 0
Category	Equity	Planned administr. fee	0.00%	Savings plan	-
Sub category	Mixed Sectors	Deposit fees	0.00%	UCITS / OGAW	Yes
Fund domicile	Luxembourg	Redemption charge	2.00%	Performance fee	0.00%
Tranch volume	(03/20/2024) USD 0.011 mill.	Ongoing charges	-	Redeployment fee	0.00%
Total volume	(09/17/2024) USD 106.13 mill.	<b>Dividends</b>		<b>Investment company</b>	
Launch date	6/13/2022	MSIM Fund M. (IE)			
KESt report funds	No	Junghofstrasse 13-15, 60311, Frankfurt			
Business year start	01.01.	Germany			
Sustainability type	-	https://www.morganstanley.com			
Fund manager	Kristian Heugh				

Performance	1M	6M	YTD	1Y	2Y	3Y	5Y	Since start
Performance	+1.51%	+8.37%	+11.98%	+8.45%	-	-	-	+15.11%
Performance p.a.	-	-	-	+8.45%	-	-	-	+9.75%
Sharpe ratio	1.94	1.00	0.95	0.35	-	-	-	0.43
Volatility	8.87%	13.95%	14.46%	14.35%	0.00%	0.00%	0.00%	14.72%
Worst month	-	-3.62%	-4.53%	-5.42%	-5.42%	0.00%	0.00%	-5.42%
Best month	-	5.07%	5.46%	5.46%	5.46%	0.00%	0.00%	5.46%
Maximum loss	-1.71%	-12.69%	-12.69%	-12.69%	0.00%	0.00%	0.00%	-

Distribution permission

Germany, Switzerland, Czech Republic

1 Important note on update status: The displayed date refers exclusively to the calculation of the NAV.

2 The Mountain-View Data Fund Rating calculates a comparative ranking for funds using yield, volatility and trend data. For more information visit [MVD Funds Rating](#)

3 Displays the Ethical-Dynamical Ratio calculated according to standard criteria. The maximum value is 100. For more information visit [EDA](#)

**Morgan Stanley Investment Funds Developing Opportunity Fund A (EUR) / LU2295319995 / A3DSML / MSIM Fund M.**

**Investment strategy**

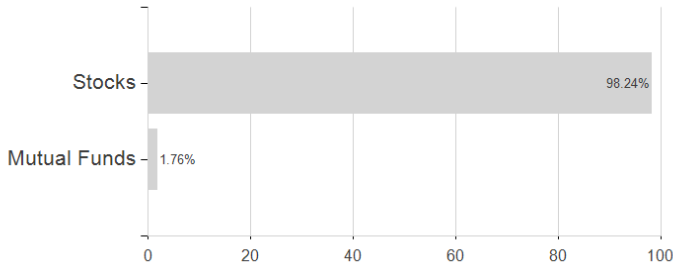
To invest in companies located or operating in developing, emerging, or frontier market countries that the Investment Adviser believes have sustainable competitive advantages and are undervalued at the time of investment. As an essential and integrated part of the investment process, the Investment Adviser assesses relevant factors material to long-term sustainably high returns including ESG factors and seeks to engage with company management teams as part of this.

**Investment goal**

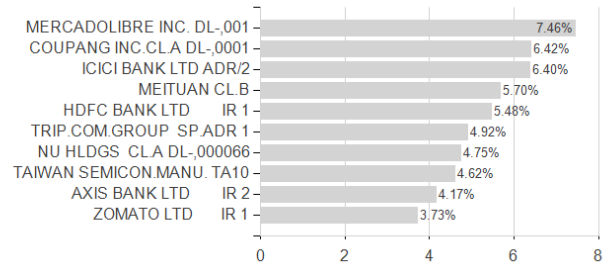
Long term growth of your investment, as measured in US Dollars. At least 70% of the Fund's investments will be in company shares, including depositary receipts and China A-Shares via Stock Connect.

**Assessment Structure**

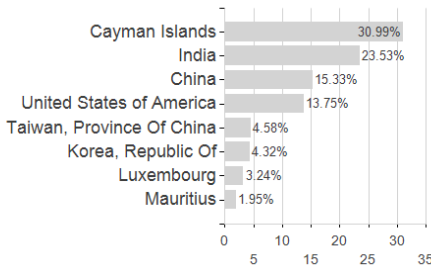
**Assets**



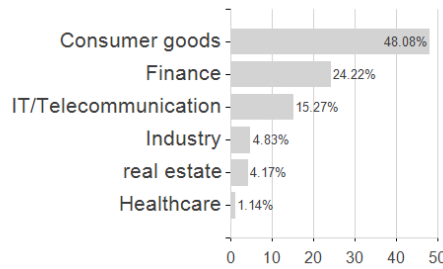
**Largest positions**



**Countries**



**Branches**



**Currencies**

