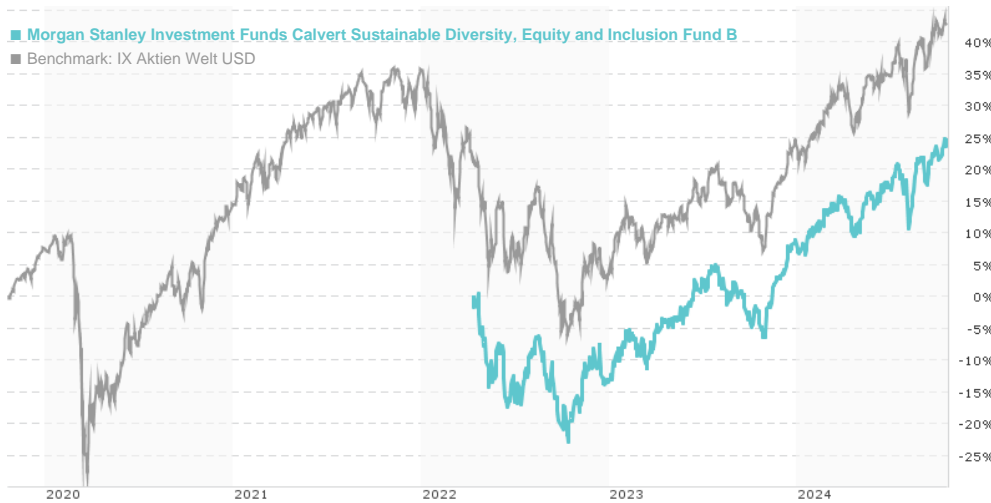


Morgan Stanley Investment Funds Calvert Sustainable Diversity, Equity and Inclusion Fund B / LU2459594607 /

Last 10/17/2024 ¹	Region	Branch	Type of yield	Type
30.99 USD	Worldwide	Mixed Sectors	reinvestment	Equity Fund

■ Morgan Stanley Investment Funds Calvert Sustainable Diversity, Equity and Inclusion Fund B
■ Benchmark: IX Aktien Welt USD



Risk key figures

SRI 1 2 3 4 5 6 7

Mountain-View Funds Rating² EDA³

79

Yearly Performance

2023 +25.73%

Master data		Conditions		Other figures	
Fund type	Single fund	Issue surcharge	5.75%	Minimum investment	UNT 0
Category	Equity	Planned administr. fee	0.00%	Savings plan	-
Sub category	Mixed Sectors	Deposit fees	0.00%	UCITS / OGAW	Yes
Fund domicile	Luxembourg	Redemption charge	4.00%	Performance fee	0.00%
Tranch volume	(03/20/2024) USD 0.114 mill.	Ongoing charges	-	Redeployment fee	0.00%
Total volume	(10/17/2024) USD 6.69 mill.	Dividends		Investment company	
Launch date	4/8/2022	MSIM Fund M. (IE)			
KES ^t report funds	No	Junghofstrasse 13-15, 60311, Frankfurt			
Business year start	01.01.	Germany			
Sustainability type	Ethics/ecology	https://www.morganstanley.com			
Fund manager	Jade Huang, Christopher Madden, Ibrahim Kara, Yijia Chen				

Performance	1M	6M	YTD	1Y	2Y	3Y	5Y	Since start
Performance	+2.68%	+12.49%	+14.48%	+27.74%	+54.72%	-	-	+24.76%
Performance p.a.	-	-	-	+27.66%	+24.35%	-	-	+9.18%
Sharpe ratio	4.09	1.84	1.30	2.08	1.54	-	-	0.35
Volatility	8.51%	12.65%	11.89%	11.79%	13.72%	0.00%	0.00%	16.88%
Worst month	-	-3.61%	-3.61%	-3.61%	-4.60%	-8.62%	0.00%	-8.62%
Best month	-	3.38%	5.54%	9.29%	9.29%	9.29%	0.00%	9.29%
Maximum loss	-1.79%	-8.36%	-8.36%	-8.36%	-10.76%	0.00%	0.00%	-

Distribution permission

Austria, Germany, Switzerland, Luxembourg, Czech Republic

¹ Important note on update status: The displayed date refers exclusively to the calculation of the NAV.

² The Mountain-View Data Fund Rating calculates a comparative ranking for funds using yield, volatility and trend data. For more information visit [MVD Funds Rating](#)

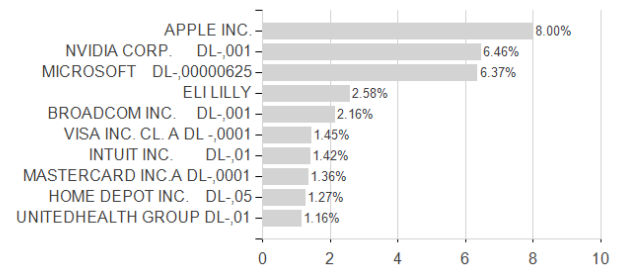
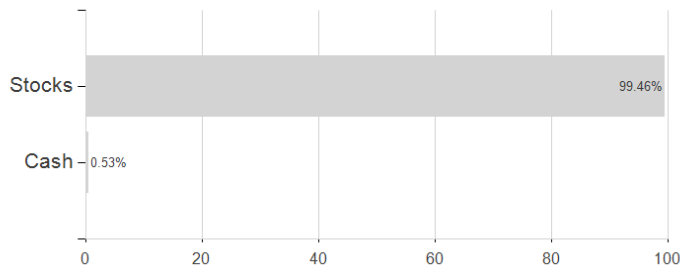
³ Displays the Ethical-Dynamical Ratio calculated according to standard criteria. The maximum value is 100. For more information visit [EDA](#)

Morgan Stanley Investment Funds Calvert Sustainable Diversity, Equity and Inclusion Fund B / LU2459594607 /

Assessment Structure

Assets

Largest positions



Countries

Branches

Currencies

