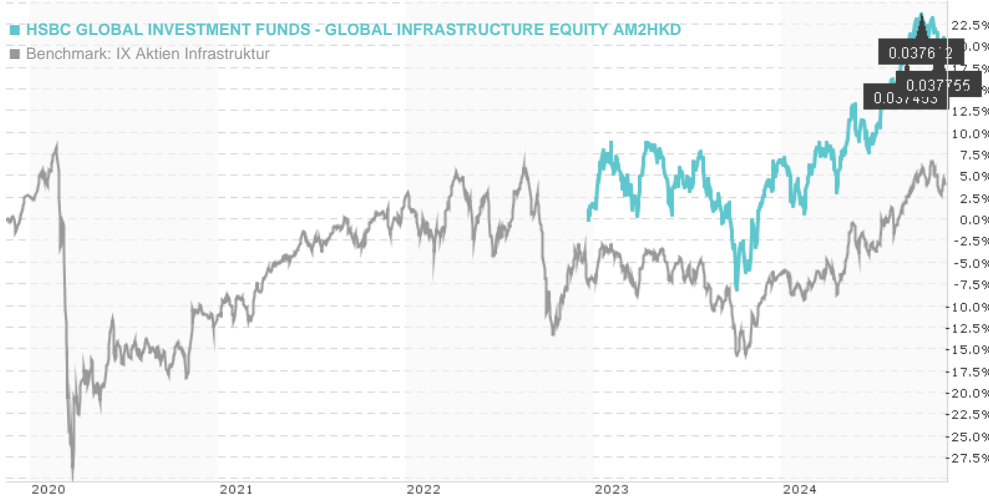


HSBC GLOBAL INVESTMENT FUNDS - GLOBAL INFRASTRUCTURE EQUITY AM2HKD / LU2545637220 / A3EMGD /

Last 11/14/2024 <sup>1</sup>	Region	Branch	Type of yield	Type
11.44 HKD	Worldwide	Sector Infrastructure	paying dividend	Equity Fund



Risk key figures

SRI	1	2	3	4	5	6	7
Mountain-View Funds Rating <sup>2</sup>							EDA <sup>3</sup>
							79

Yearly Performance

2023	+5.02%
------	--------

Master data		Conditions		Other figures	
Fund type	Single fund	Issue surcharge	5.00%	Minimum investment	USD 5,000.00
Category	Equity	Planned administr. fee	0.00%	Savings plan	-
Sub category	Sector Infrastructure	Deposit fees	0.00%	UCITS / OGAW	Yes
Fund domicile	Luxembourg	Redemption charge	0.00%	Performance fee	0.00%
Tranch volume	(11/14/2024) USD 0.681 mill.	Ongoing charges	-	Redeployment fee	0.00%
Total volume	(11/14/2024) USD 1,461.28 mill.	Dividends		Investment company	
Launch date	12/19/2022	29.10.2024	0.04 HKD	HSBC Inv. Funds (LU) 18, Boulevard de Kockelscheuer, 1821, Luxembourg Luxembourg www.assetmanagement.hsbc.lu	
KESr report funds	No	27.09.2024	0.04 HKD		
Business year start	01.04.	29.08.2024	0.04 HKD		
Sustainability type	-	31.07.2024	0.04 HKD		
Fund manager	Ciuseppe CORONA	28.06.2024	0.04 HKD		

Performance	1M	6M	YTD	1Y	2Y	3Y	5Y	Since start
Performance	-2.42%	+6.81%	+12.07%	+19.10%	-	-	-	+19.48%
Performance p.a.	-	-	-	+19.04%	-	-	-	+9.80%
Sharpe ratio	-2.94	1.02	0.99	1.40	-	-	-	0.53
Volatility	9.77%	10.74%	11.07%	11.51%	0.00%	0.00%	0.00%	12.85%
Worst month	-	-2.26%	-2.26%	-2.26%	-7.41%	0.00%	0.00%	-7.41%
Best month	-	6.28%	6.28%	8.95%	8.95%	0.00%	0.00%	8.95%
Maximum loss	-3.93%	-4.95%	-6.15%	-6.15%	0.00%	0.00%	0.00%	-

Distribution permission

Austria, Germany, Switzerland, Czech Republic

<sup>1</sup> Important note on update status: The displayed date refers exclusively to the calculation of the NAV.

<sup>2</sup> The Mountain-View Data Fund Rating calculates a comparative ranking for funds using yield, volatility and trend data. For more information visit [MVD Funds Rating](#)

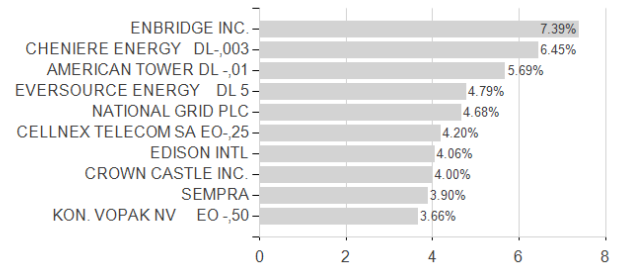
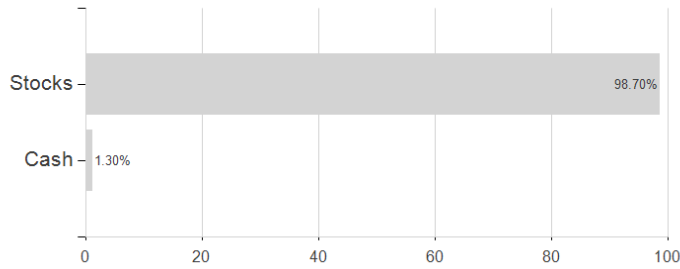
<sup>3</sup> Displays the Ethical-Dynamical Ratio calculated according to standard criteria. The maximum value is 100. For more information visit [EDA](#)

**HSBC GLOBAL INVESTMENT FUNDS - GLOBAL INFRASTRUCTURE EQUITY AM2HKD / LU2545637220 / A3EMGD /**

Assessment Structure

Assets

Largest positions



Countries

Branches

Currencies

