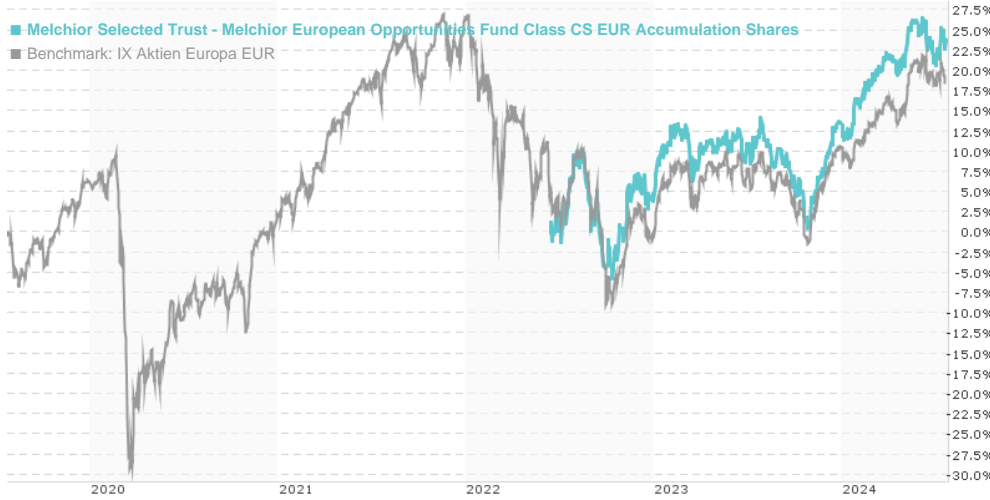


Melchior Selected Trust - Melchior European Opportunities Fund Class CS EUR Accumulation Shares /

Last 07/23/2024 ¹	Region	Branch	Type of yield	Type
151.01 EUR	Europe	Mixed Sectors	reinvestment	Equity Fund



Risk key figures

SRI: 1 2 3 4 5 6 7

Mountain-View Funds Rating²: EDA³

72

Yearly Performance

2023: +9.37%

Master data		Conditions		Other figures	
Fund type	Single fund	Issue surcharge	5.00%	Minimum investment	USD 10,000.00
Category	Equity	Planned administr. fee	0.00%	Savings plan	-
Sub category	Mixed Sectors	Deposit fees	0.00%	UCITS / OGAW	Yes
Fund domicile	Luxembourg	Redemption charge	0.00%	Performance fee	0.00%
Tranch volume	(07/22/2024) EUR 4.49 mill.	Ongoing charges	-	Redeployment fee	0.00%
Total volume	(07/22/2024) EUR 484.42 mill.	Dividends		Investment company	
Launch date	4/29/2020	Polar Capital			
KESt report funds	No	16 Palace Street, SW1E 5JD, London			
Business year start	01.01.	United Kingdom			
Sustainability type	-	https://www.polarcapital.co.uk			
Fund manager	David Robinson, Eleanor Lee				

Performance	1M	6M	YTD	1Y	2Y	3Y	5Y	Since start
Performance	+0.14%	+9.03%	+8.94%	+10.72%	+15.86%	-	-	+23.83%
Performance p.a.	-	-	-	+10.75%	+7.63%	-	-	+10.68%
Sharpe ratio	-0.17	1.64	1.40	0.70	0.32	-	-	0.55
Volatility	11.30%	9.31%	9.32%	10.11%	12.37%	0.00%	0.00%	12.68%
Worst month	-	-3.10%	-3.10%	-5.24%	-6.74%	-6.74%	0.00%	-6.74%
Best month	-	3.07%	4.63%	7.17%	9.45%	9.45%	0.00%	9.45%
Maximum loss	-2.33%	-4.68%	-4.68%	-11.98%	-14.30%	0.00%	0.00%	-

Distribution permission

Austria, Germany, Switzerland

¹ Important note on update status: The displayed date refers exclusively to the calculation of the NAV.

² The Mountain-View Data Fund Rating calculates a comparative ranking for funds using yield, volatility and trend data. For more information visit [MVD Funds Rating](#)

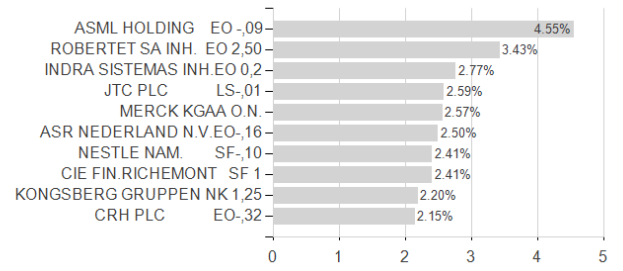
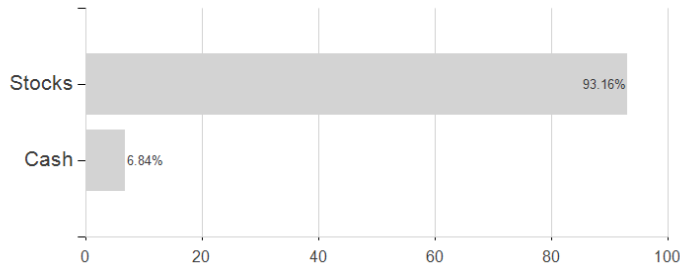
³ Displays the Ethical-Dynamical Ratio calculated according to standard criteria. The maximum value is 100. For more information visit [EDA](#)

Melchior Selected Trust - Melchior European Opportunities Fund Class CS EUR Accumulation Shares /

Assessment Structure

Assets

Largest positions



Countries

Branches

Currencies

