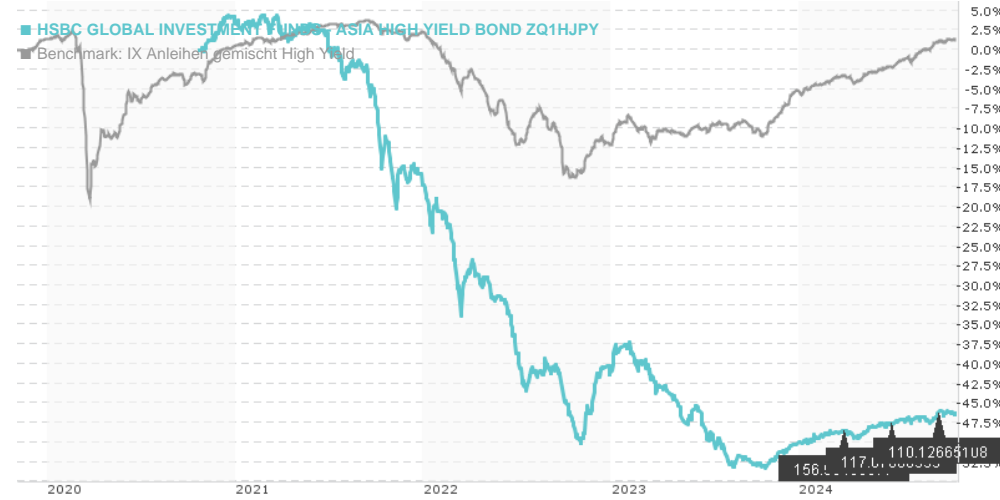


HSBC GLOBAL INVESTMENT FUNDS - ASIA HIGH YIELD BOND ZQ1HJPY / LU2146096222 / HS0199 / HSBC Inv.

|                              |        |              |                 |                   |
|------------------------------|--------|--------------|-----------------|-------------------|
| Last 10/31/2024 <sup>1</sup> | Region | Branch       | Type of yield   | Type              |
| 4686.21 JPY                  | Asia   | Bonds: Mixed | paying dividend | Fixed-Income Fund |



Risk key figures

|   |   |   |   |   |   |   |                  |    |
|---|---|---|---|---|---|---|------------------|----|
| SRI                                     | 1 | 2 | 3 | 4 | 5 | 6 | 7                |    |
| Mountain-View Funds Rating <sup>2</sup> |   |   |   |   |   |   | EDA <sup>3</sup> | 73 |

Yearly Performance

|      |         |
|------|---------|
| 2023 | -15.21% |
| 2022 | -29.01% |
| 2021 | -19.95% |

| Master data         |                                  | Conditions             |            | Other figures                                    |                  |
|---------------------|----------------------------------|------------------------|------------|--|------------------|
| Fund type           | Single fund                      | Issue surcharge        | 3.10%      | Minimum investment                               | USD 1,000,000.00 |
| Category            | Bonds                            | Planned administr. fee | 0.00%      | Savings plan                                     | -                |
| Sub category        | Bonds: Mixed                     | Deposit fees           | 0.00%      | UCITS / OGAW                                     | Yes              |
| Fund domicile       | Luxembourg                       | Redemption charge      | 0.00%      | Performance fee                                  | 0.00%            |
| Tranch volume       | (10/31/2024) USD 0.510 mill.     | Ongoing charges        | -          | Redeployment fee                                 | 0.00%            |
| Total volume        | (10/31/2024) USD 649.57 mill.    | Dividends              |            | Investment company                               |                  |
| Launch date         | 10/21/2020                       | 27.09.2024             | 110.13 JPY | HSBC Inv. Funds (LU)                             |                  |
| KESt report funds   | No                               | 28.06.2024             | 117.08 JPY | 18, Boulevard de Kockelscheuer, 1821, Luxembourg |                  |
| Business year start | 01.04.                           | 27.03.2024             | 156.93 JPY | Luxembourg                                       |                  |
| Sustainability type | -                                | 28.12.2023             | 99.67 JPY  | www.assetmanagement.hsbc.lu                      |                  |
| Fund manager        | Alfred Mui, Ming Leap, Alex CHOI | 27.09.2023             | 143.08 JPY |  |                  |

| Performance      | 1M     | 6M     | YTD    | 1Y      | 2Y      | 3Y      | 5Y    | Since start |
|------------------|--------|--------|--------|---------|---------|---------|-------|-------------|
| Performance      | -0.74% | +5.66% | +7.68% | +14.20% | +6.36%  | -35.84% | -     | -46.26%     |
| Performance p.a. | -      | -      | -      | +14.16% | +3.13%  | -13.76% | -     | -14.29%     |
| Sharpe ratio     | -2.41  | 1.75   | 1.20   | 2.12    | 0.01    | -1.51   | -     | -1.66       |
| Volatility       | 4.73%  | 4.86%  | 5.22%  | 5.25%   | 9.16%   | 11.17%  | 0.00% | 10.43%      |
| Worst month      | -      | -1.39% | -1.39% | -1.39%  | -13.84% | -13.84% | 0.00% | -13.84%     |
| Best month       | -      | 2.37%  | 2.37%  | 4.05%   | 12.28%  | 12.28%  | 0.00% | 12.28%      |
| Maximum loss     | -1.15% | -1.73% | -2.09% | -2.09%  | -25.63% | -45.35% | 0.00% | -           |

Distribution permission

Austria, Germany, Switzerland, Czech Republic

<sup>1</sup> Important note on update status: The displayed date refers exclusively to the calculation of the NAV.

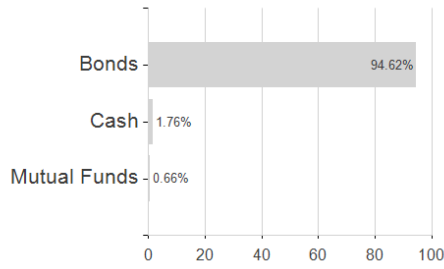
<sup>2</sup> The Mountain-View Data Fund Rating calculates a comparative ranking for funds using yield, volatility and trend data. For more information visit [MVD Funds Rating](#)

<sup>3</sup> Displays the Ethical-Dynamical Ratio calculated according to standard criteria. The maximum value is 100. For more information visit [EDA](#)

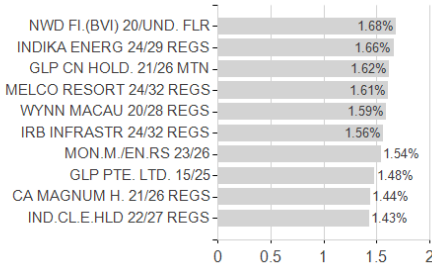
**HSBC GLOBAL INVESTMENT FUNDS - ASIA HIGH YIELD BOND ZQ1HJPY / LU2146096222 / HS0199 / HSBC Inv.**

Assessment Structure

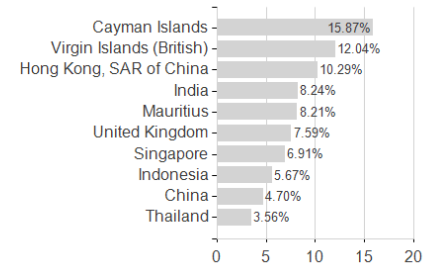
Assets



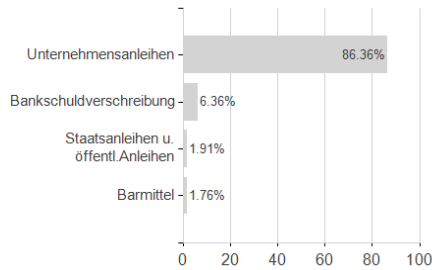
Largest positions



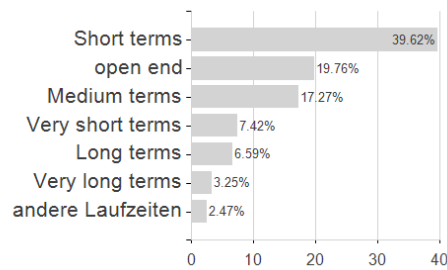
Countries



Issuer



Duration



Currencies

