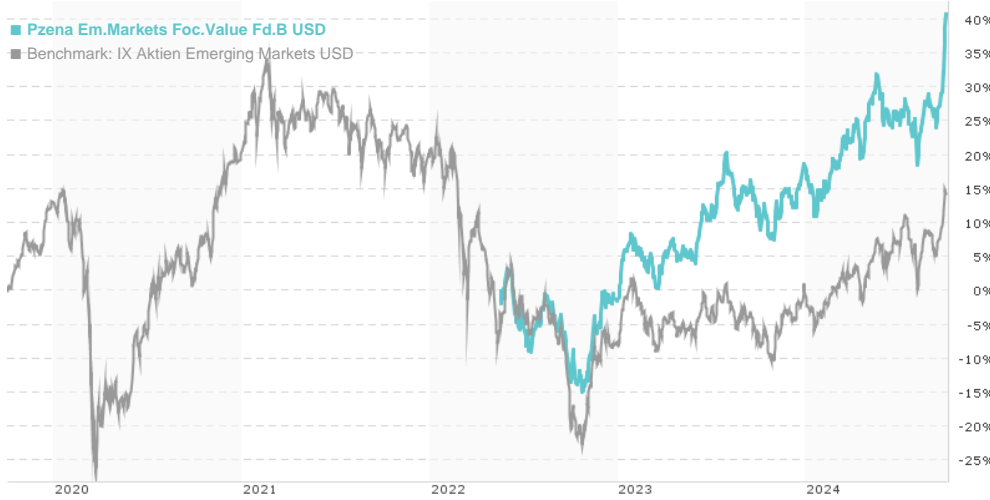


Pzena Em.Markets Foc.Value Fd.B USD / IE00BYNVG432 / A3DGM5 / Pzena Value Funds

Last 09/30/2024 ¹	Region	Branch	Type of yield	Type
141.21 USD	Emerging Markets	Mixed Sectors	reinvestment	Equity Fund



Risk key figures

SRI: 1 2 3 4 5 6 7

Mountain-View Funds Rating²: EDA³

78

Yearly Performance

2023: +20.26%

Master data		Conditions		Other figures	
Fund type	Single fund	Issue surcharge	0.50%	Minimum investment	USD 1,000.00
Category	Equity	Planned administr. fee	0.00%	Savings plan	-
Sub category	Mixed Sectors	Deposit fees	0.01%	UCITS / OGAW	Yes
Fund domicile	Ireland	Redemption charge	0.50%	Performance fee	0.00%
Tranch volume	(09/30/2024) USD 0.554 mill.	Ongoing charges	-	Redeployment fee	0.00%
Total volume	(09/30/2024) USD 438.70 mill.	Dividends		Investment company	
Launch date	5/17/2022	Pzena Value Funds			
KESt report funds	No	320 Park Avenue, 8th Floor, 10022, New York			
Business year start	01.01.	United States of America			
Sustainability type	-	http://www.pzenafunds.com/			
Fund manager	A. Fisch, C. Cai, R. Bordia				

Performance	1M	6M	YTD	1Y	2Y	3Y	5Y	Since start
Performance	+10.08%	+15.20%	+18.42%	+25.47%	+62.33%	-	-	+40.79%
Performance p.a.	-	-	-	+25.55%	+27.37%	-	-	+15.51%
Sharpe ratio	11.82	2.07	1.60	1.63	1.68	-	-	0.83
Volatility	17.48%	14.26%	13.86%	13.66%	14.32%	0.00%	0.00%	14.76%
Worst month	-	-0.59%	-4.61%	-4.61%	-9.95%	-9.95%	0.00%	-9.95%
Best month	-	10.08%	10.08%	10.08%	14.80%	14.80%	0.00%	14.80%
Maximum loss	-2.98%	-10.07%	-10.07%	-10.07%	-10.81%	0.00%	0.00%	-

Distribution permission

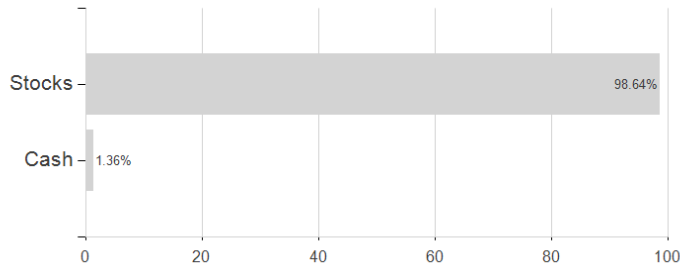
Germany, Czech Republic

1 Important note on update status: The displayed date refers exclusively to the calculation of the NAV.
 2 The Mountain-View Data Fund Rating calculates a comparative ranking for funds using yield, volatility and trend data. For more information visit [MVD Funds Rating](#)
 3 Displays the Ethical-Dynamical Ratio calculated according to standard criteria. The maximum value is 100. For more information visit [EDA](#)

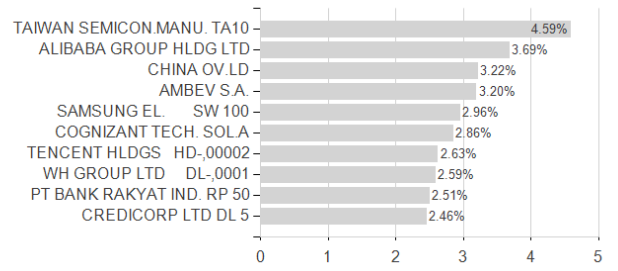
Pzena Em.Markets Foc.Value Fd.B USD / IE00BYNVG432 / A3DGM5 / Pzena Value Funds

Assessment Structure

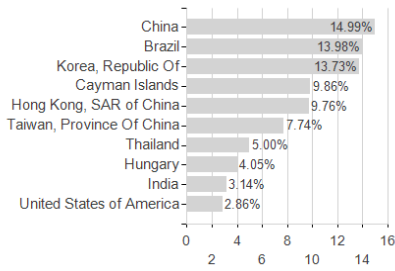
Assets



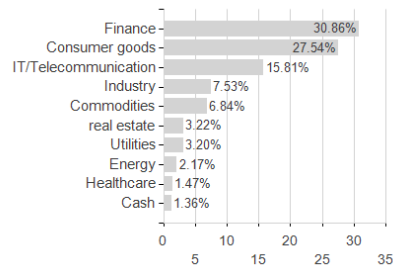
Largest positions



Countries



Branches



Currencies

