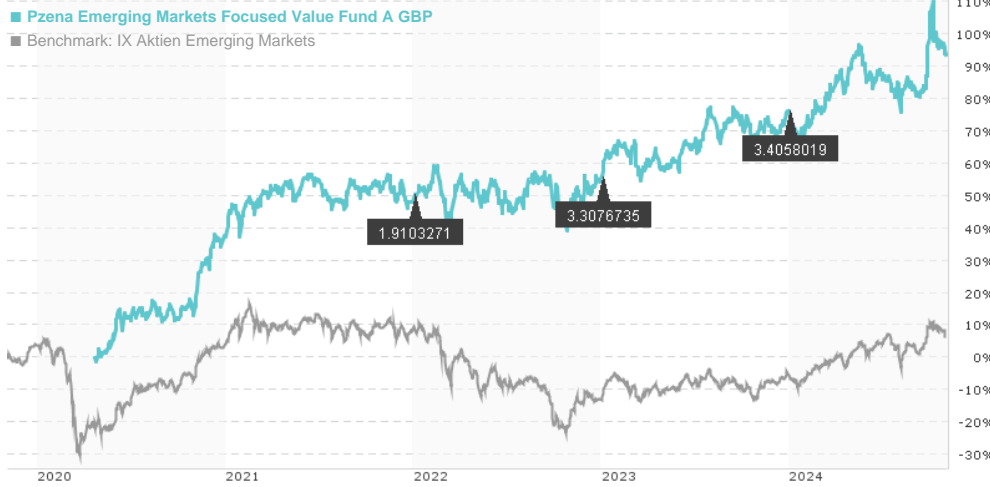


**Pzena Emerging Markets Focused Value Fund A GBP / IE00BYNVG325 / A3C467 / Pzena Value Funds**

Last 11/01/2024 <sup>1</sup>	Region	Branch	Type of yield	Type
134.41 GBP	Emerging Markets	Mixed Sectors	paying dividend	Equity Fund



**Risk key figures**

SRI	1	2	3	4	5	6	7	
Mountain-View Funds Rating <sup>2</sup>							EDA <sup>3</sup>	78

**Yearly Performance**

2023	+13.70%
2022	+4.61%
2021	+7.99%

Master data		Conditions		Other figures	
Fund type	Single fund	Issue surcharge	0.50%	Minimum investment	USD 1,000,000.00
Category	Equity	Planned administr. fee	0.00%	Savings plan	-
Sub category	Mixed Sectors	Deposit fees	0.01%	UCITS / OGAW	Yes
Fund domicile	Ireland	Redemption charge	0.50%	Performance fee	0.00%
Tranch volume	(11/01/2024) USD 57.97 mill.	Ongoing charges	-	Redeployment fee	0.00%
Total volume	(11/01/2024) USD 424.63 mill.	Dividends		Investment company	
Launch date	5/1/2018	02.01.2024	3.41 GBP	Pzena Value Funds	
KESt report funds	No	03.01.2023	3.31 GBP	320 Park Avenue, 8th Floor, 10022, New York	
Business year start	01.01.	04.01.2022	1.91 GBP	United States of America	
Sustainability type	-	04.01.2021	1.50 GBP	http://www.pzenafunds.com/	
Fund manager	Rakesh Bordia, Caroline Cai, Allison Fisch				

Performance	1M	6M	YTD	1Y	2Y	3Y	5Y	Since start
Performance	-3.37%	+2.14%	+9.85%	+15.22%	+34.27%	+27.29%	-	+93.92%
Performance p.a.	-	-	-	+15.17%	+15.85%	+8.37%	-	+15.75%
Sharpe ratio	-1.56	0.08	0.60	0.85	0.90	0.34	-	0.84
Volatility	23.25%	15.32%	14.69%	14.22%	14.27%	15.66%	0.00%	15.16%
Worst month	-	-2.22%	-4.52%	-4.52%	-4.52%	-6.12%	-6.12%	-6.12%
Best month	-	7.88%	7.88%	7.88%	11.76%	11.76%	12.66%	12.66%
Maximum loss	-7.80%	-10.45%	-10.45%	-10.45%	-10.45%	-12.76%	0.00%	-

**Distribution permission**

Germany, Czech Republic

<sup>1</sup> Important note on update status: The displayed date refers exclusively to the calculation of the NAV.

<sup>2</sup> The Mountain-View Data Fund Rating calculates a comparative ranking for funds using yield, volatility and trend data. For more information visit [MVD Funds Rating](#)

<sup>3</sup> Displays the Ethical-Dynamical Ratio calculated according to standard criteria. The maximum value is 100. For more information visit [EDA](#)

## Pzena Emerging Markets Focused Value Fund A GBP / IE00BYNVG325 / A3C467 / Pzena Value Funds

### Investment strategy

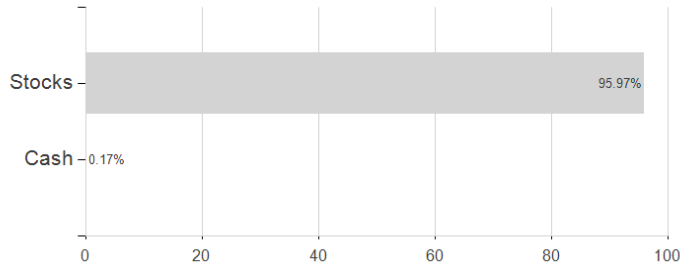
The Fund mainly invests in companies located in, or primarily doing business from, countries in the Morgan Stanley Capital International Emerging Markets and the Morgan Stanley Capital International Frontier Markets indices. These are typically areas around the world that are still developing. Pzena Investment Management LLC (the "Investment Manager") uses thoughtful research to carefully consider the value of an entire business relative to its stock price. The Fund is actively managed which means that the Investment Manager uses its expertise to pick investments to achieve the objective of the Fund.

### Investment goal

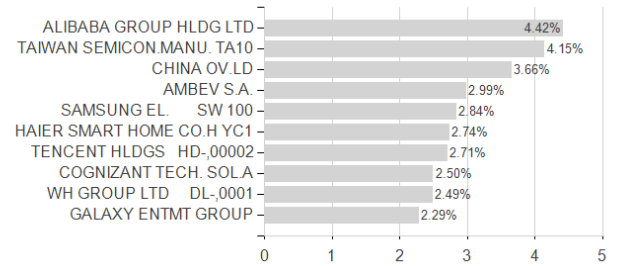
The Fund seeks to provide long term capital growth by investing mainly in a portfolio of approximately 30 to 80 companies from around the world that the Investment Manager considers to be undervalued.

### Assessment Structure

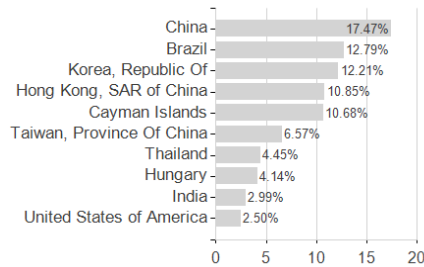
#### Assets



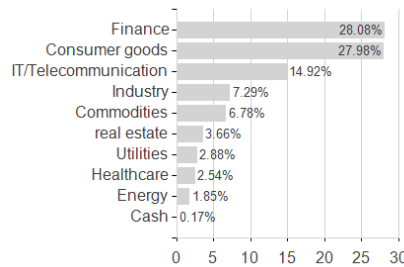
#### Largest positions



#### Countries



#### Branches



#### Currencies

