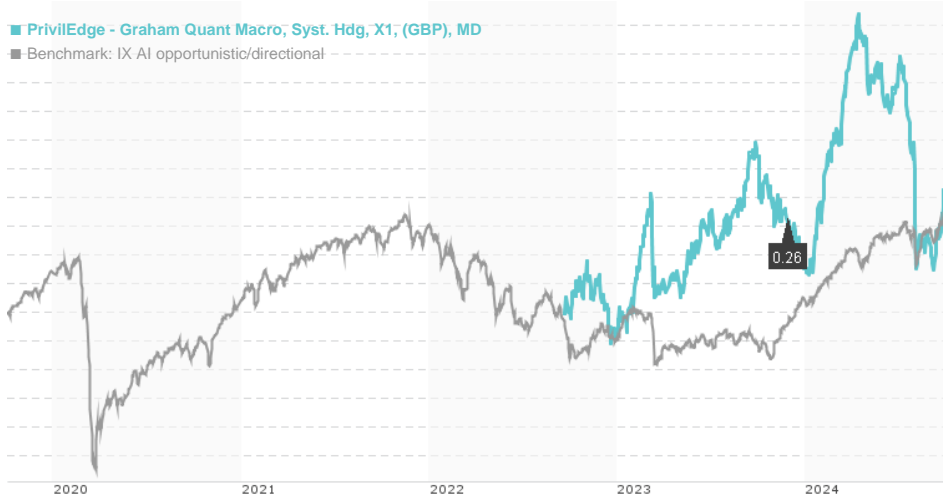


PriviEdge - Graham Quant Macro, Syst. Hdg, X1, (GBP), MD / LU2211670745 / A2QAE5 / Lombard Odier F.(EU)

| | | | | |
|------------------------------|-----------|-------------------------------|-----------------|----------------------|
| Last 10/02/2024 ¹ | Region | Branch | Type of yield | Type |
| 12.03 GBP | Worldwide | AI Hedgefonds Single Strategy | paying dividend | Alternative Investm. |

■ PriviEdge - Graham Quant Macro, Syst. Hdg, X1, (GBP), MD
■ Benchmark: IX AI opportunistic/directional



Risk key figures

SRI 1 2 3 4 5 6 7

Mountain-View Funds Rating² EDA³

- -

Yearly Performance

2023 +5.11%

| Master data | | Conditions | | Other figures | |
|---------------------|---------------------------------|--|----------|---------------------------|--------------|
| Fund type | Single fund | Issue surcharge | 5.00% | Minimum investment | EUR 3,000.00 |
| Category | Alternative Investments | Planned administr. fee | 0.00% | Savings plan | - |
| Sub category | AI Hedgefonds Single Strategy | Deposit fees | 0.00% | UCITS / OGAW | Yes |
| Fund domicile | Luxembourg | Redemption charge | 0.00% | Performance fee | 15.00% |
| Tranch volume | (10/02/2024) USD 1.56 mill. | Ongoing charges | - | Redeployment fee | 0.00% |
| Total volume | (10/02/2024) USD 227.61 mill. | Dividends | | Investment company | |
| Launch date | 9/21/2022 | 27.11.2023 | 0.26 GBP | Lombard Odier F.(EU) | |
| KESt report funds | Yes | 291, route d'Arlon, L-1150, Luxembourg | | | |
| Business year start | 01.10. | Luxembourg | | | |
| Sustainability type | - | https://www.lombardodier.com | | | |
| Fund manager | Graham Capital Management, L.P. | | | | |

| Performance | 1M | 6M | YTD | 1Y | 2Y | 3Y | 5Y | Since start |
|------------------|--------|---------|---------|---------|---------|--------|-------|-------------|
| Performance | +2.65% | -9.46% | +4.09% | -3.28% | +7.78% | - | - | +7.37% |
| Performance p.a. | - | - | - | -3.27% | +3.82% | - | - | +3.56% |
| Sharpe ratio | 3.23 | -1.97 | 0.22 | -0.66 | 0.06 | - | - | 0.03 |
| Volatility | 10.62% | 10.77% | 10.09% | 9.85% | 9.24% | 0.00% | 0.00% | 9.23% |
| Worst month | - | -6.34% | -6.34% | -6.34% | -6.34% | -6.34% | 0.00% | -6.34% |
| Best month | - | 2.49% | 4.92% | 4.92% | 5.70% | 5.70% | 0.00% | 5.70% |
| Maximum loss | -1.46% | -14.72% | -14.72% | -14.72% | -14.72% | 0.00% | 0.00% | - |

Distribution permission

Germany, Switzerland, Luxembourg, Czech Republic

1 Important note on update status: The displayed date refers exclusively to the calculation of the NAV.

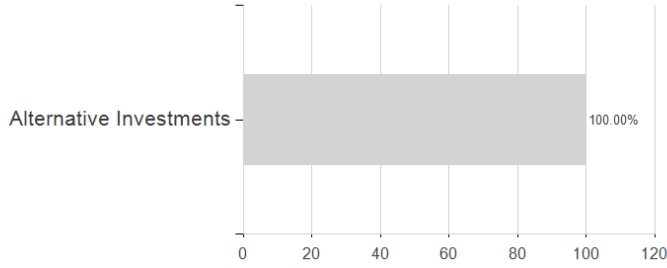
2 The Mountain-View Data Fund Rating calculates a comparative ranking for funds using yield, volatility and trend data. For more information visit [MVD Funds Rating](#)

3 Displays the Ethical-Dynamical Ratio calculated according to standard criteria. The maximum value is 100. For more information visit [EDA](#)

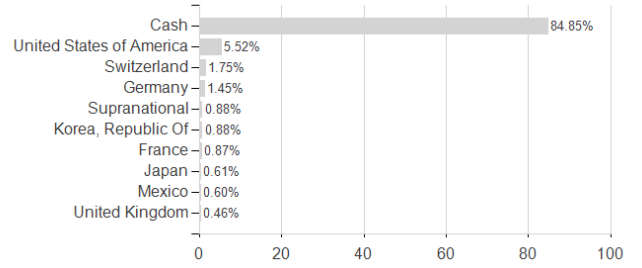
PrivilEdge - Graham Quant Macro, Syst. Hdg, X1, (GBP), MD / LU2211670745 / A2QAE5 / Lombard Odier F.(EU)

Assessment Structure

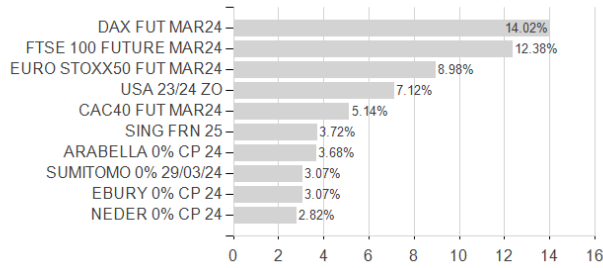
Assets



Countries



Largest positions



Currencies

