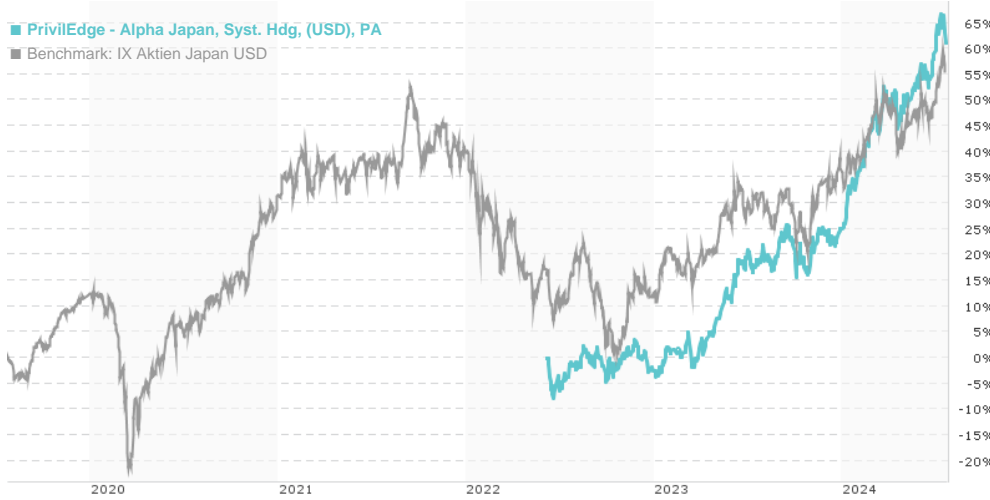


PrivilEdge - Alpha Japan, Syst. Hdg, (USD), PA / LU2191968812 / A2P7KC / Lombard Odier F.(EU)

Last 07/22/2024 <sup>1</sup>	Country	Branch	Type of yield	Type
47.65 USD	Japan	Mixed Sectors	reinvestment	Equity Fund



Risk key figures							
SRI	1	2	3	4	5	6	7
Mountain-View Funds Rating <sup>2</sup>							EDA <sup>3</sup>
							75

Yearly Performance	
2023	+28.40%

Master data		Conditions		Other figures	
Fund type	Single fund	Issue surcharge	5.00%	Minimum investment	EUR 3,000.00
Category	Equity	Planned administr. fee	0.00%	Savings plan	-
Sub category	Mixed Sectors	Deposit fees	0.00%	UCITS / OGAW	Yes
Fund domicile	Luxembourg	Redemption charge	0.00%	Performance fee	0.00%
Tranch volume	(07/22/2024) JPY 0.631 mill.	Ongoing charges	-	Redeployment fee	0.00%
Total volume	(07/22/2024) JPY 48,704.50 mill.	<b>Dividends</b>		<b>Investment company</b>	
Launch date	8/21/2020	Lombard Odier F.(EU)			
KESr report funds	Yes	291, route d'Arlon, L-1150, Luxembourg			
Business year start	01.10.	Luxembourg			
Sustainability type	-	https://www.lombardodier.com			
Fund manager	Alpha Japan Asset Advisors Ltd				

Performance	1M	6M	YTD	1Y	2Y	3Y	5Y	Since start
Performance	+4.13%	+19.55%	+28.89%	+35.84%	+62.66%	-	-	+61.29%
Performance p.a.	-	-	-	+35.96%	+27.50%	-	-	+25.25%
Sharpe ratio	4.57	2.74	3.88	2.29	1.74	-	-	1.54
Volatility	14.42%	14.39%	14.05%	14.16%	13.69%	0.00%	0.00%	13.98%
Worst month	-	0.24%	0.24%	-2.51%	-4.95%	-4.95%	0.00%	-4.95%
Best month	-	8.64%	8.64%	8.64%	8.64%	8.64%	0.00%	8.64%
Maximum loss	-3.25%	-5.37%	-5.37%	-8.08%	-8.08%	0.00%	0.00%	-

Distribution permission

Germany, Switzerland

<sup>1</sup> Important note on update status: The displayed date refers exclusively to the calculation of the NAV.

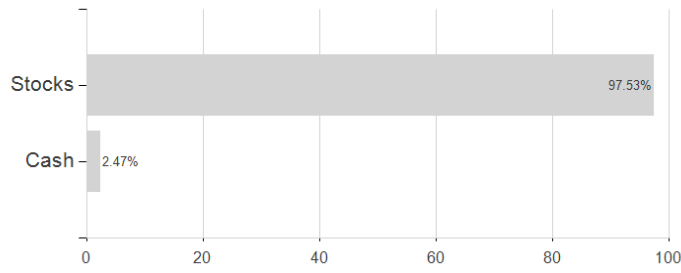
**PrivilEdge - Alpha Japan, Syst. Hdg, (USD), PA / LU2191968812 / A2P7KC / Lombard Odier F.(EU)**

2 The Mountain-View Data Fund Rating calculates a comparative ranking for funds using yield, volatility and trend data. For more information visit [MVD Funds Rating](#)

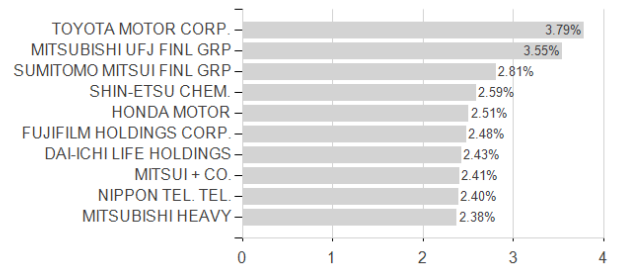
3 Displays the Ethical-Dynamical Ratio calculated according to standard criteria. The maximum value is 100. For more information visit [EDA](#)

**Assessment Structure**

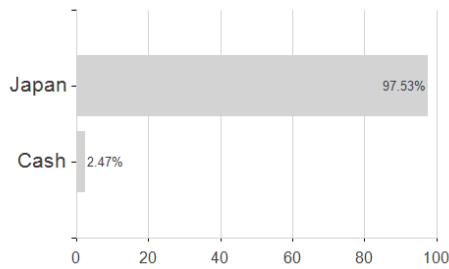
**Assets**



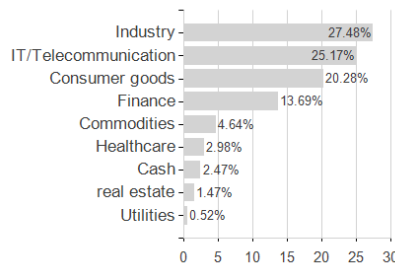
**Largest positions**



**Countries**



**Branches**



**Currencies**

