

PrivilEdge - Alpha Japan, Syst. Hdg, (CHF), PA / LU2191966014 / A2P7JL / Lombard Odier F.(EU)

Last 07/22/2024 <sup>1</sup>	Country	Branch	Type of yield	Type
33.32 CHF	Japan	Mixed Sectors	reinvestment	Equity Fund



Risk key figures

SRI	1	2	3	4	5	6	7	
Mountain-View Funds Rating <sup>2</sup>								EDA <sup>3</sup>
								75

Yearly Performance

2023	+23.46%
------	---------

Master data		Conditions		Other figures	
Fund type	Single fund	Issue surcharge	5.00%	Minimum investment	EUR 3,000.00
Category	Equity	Planned administr. fee	0.00%	Savings plan	-
Sub category	Mixed Sectors	Deposit fees	0.00%	UCITS / OGAW	Yes
Fund domicile	Luxembourg	Redemption charge	0.00%	Performance fee	0.00%
Tranch volume	(07/22/2024) JPY 0.372 mill.	Ongoing charges	-	Redeployment fee	0.00%
Total volume	(07/22/2024) JPY 48,704.50 mill.	Dividends		Investment company	
Launch date	8/21/2020	Lombard Odier F.(EU)			
KESr report funds	Yes	291, route d'Arlon, L-1150, Luxembourg			
Business year start	01.10.	Luxembourg			
Sustainability type	-	https://www.lombardodier.com			
Fund manager	Alpha Japan Asset Advisors Ltd				

Performance	1M	6M	YTD	1Y	2Y	3Y	5Y	Since start
Performance	+3.76%	+17.33%	+26.24%	+30.82%	+50.74%	-	-	+49.04%
Performance p.a.	-	-	-	+30.92%	+22.74%	-	-	+20.67%
Sharpe ratio	4.02	2.37	3.46	1.93	1.39	-	-	1.22
Volatility	14.46%	14.40%	14.06%	14.16%	13.69%	0.00%	0.00%	13.98%
Worst month	-	-0.08%	-0.08%	-2.79%	-5.26%	-5.26%	0.00%	-5.26%
Best month	-	8.33%	8.33%	8.33%	8.33%	8.33%	0.00%	8.33%
Maximum loss	-3.38%	-5.65%	-5.65%	-8.25%	-8.25%	0.00%	0.00%	-

Distribution permission

Germany, Switzerland

<sup>1</sup> Important note on update status: The displayed date refers exclusively to the calculation of the NAV.

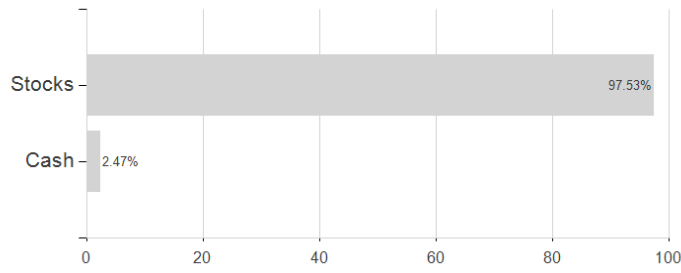
**PrivilEdge - Alpha Japan, Syst. Hdg, (CHF), PA / LU2191966014 / A2P7JL / Lombard Odier F.(EU)**

2 The Mountain-View Data Fund Rating calculates a comparative ranking for funds using yield, volatility and trend data. For more information visit [MVD Funds Rating](#)

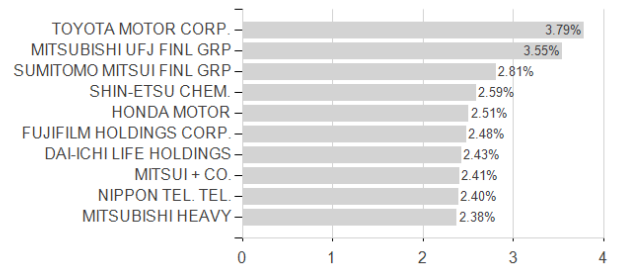
3 Displays the Ethical-Dynamical Ratio calculated according to standard criteria. The maximum value is 100. For more information visit [EDA](#)

**Assessment Structure**

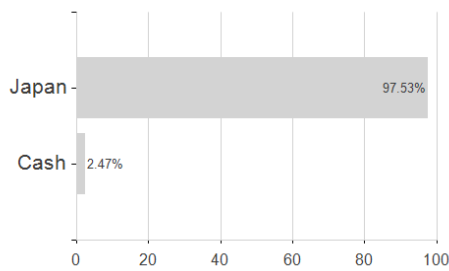
**Assets**



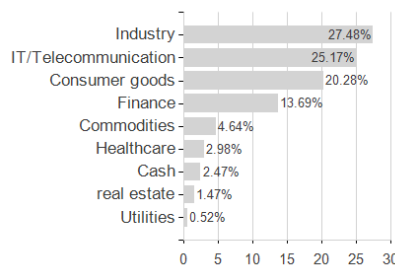
**Largest positions**



**Countries**



**Branches**



**Currencies**

