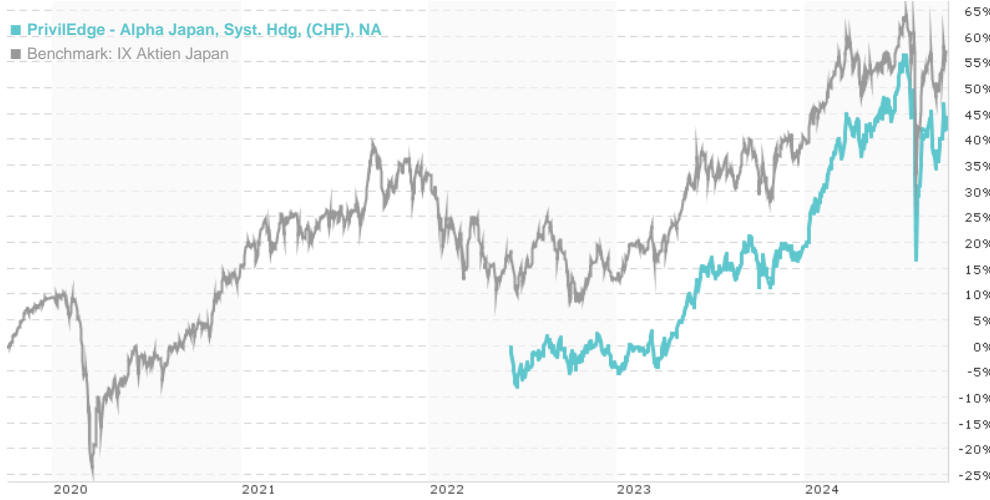


PrivilEdge - Alpha Japan, Syst. Hdg, (CHF), NA / LU2191965800 / A2P7JJ / Lombard Odier F.(EU)

Last 10/02/2024 <sup>1</sup>	Country	Branch	Type of yield	Type
35.79 CHF	Japan	Mixed Sectors	reinvestment	Equity Fund



Risk key figures				
SRI	1	2	3	4
Mountain-View Funds Rating <sup>2</sup>	EDA <sup>3</sup>			
	75			

Yearly Performance	
2023	+24.45%

Master data		Conditions		Other figures	
Fund type	Single fund	Issue surcharge	5.00%	Minimum investment	EUR 1,000,000.00
Category	Equity	Planned administr. fee	0.00%	Savings plan	-
Sub category	Mixed Sectors	Deposit fees	0.00%	UCITS / OGAW	Yes
Fund domicile	Luxembourg	Redemption charge	0.00%	Performance fee	0.00%
Tranch volume	(10/02/2024) JPY 3.13 mill.	Ongoing charges	-	Redeployment fee	0.00%
Total volume	(10/02/2024) JPY 55,999.49 mill.	Dividends		Investment company	
Launch date	8/21/2020	Lombard Odier F.(EU)			
KESr report funds	Yes	291, route d'Arlon, L-1150, Luxembourg			
Business year start	01.10.	Luxembourg			
Sustainability type	-	https://www.lombardodier.com			
Fund manager	Alpha Japan Asset Advisors Ltd				

Performance	1M	6M	YTD	1Y	2Y	3Y	5Y	Since start
Performance	-1.64%	+0.47%	+19.05%	+22.40%	+49.05%	-	-	+42.31%
Performance p.a.	-	-	-	+22.33%	+22.09%	-	-	+16.42%
Sharpe ratio	-0.79	-0.07	0.84	0.77	0.95	-	-	0.68
Volatility	27.03%	31.95%	27.28%	24.99%	19.84%	0.00%	0.00%	19.32%
Worst month	-	-3.71%	-3.71%	-3.71%	-5.02%	-5.19%	0.00%	-5.19%
Best month	-	2.63%	8.41%	8.41%	8.41%	8.41%	0.00%	8.41%
Maximum loss	-7.67%	-25.57%	-25.57%	-25.57%	-25.57%	0.00%	0.00%	-

Distribution permission

Germany, Switzerland, Luxembourg

<sup>1</sup> Important note on update status: The displayed date refers exclusively to the calculation of the NAV.

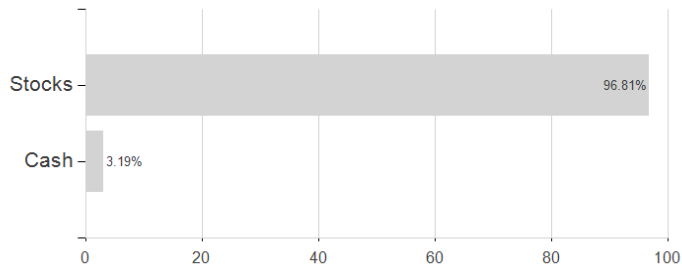
**PrivilEdge - Alpha Japan, Syst. Hdg, (CHF), NA / LU2191965800 / A2P7JJ / Lombard Odier F.(EU)**

2 The Mountain-View Data Fund Rating calculates a comparative ranking for funds using yield, volatility and trend data. For more information visit [MVD Funds Rating](#)

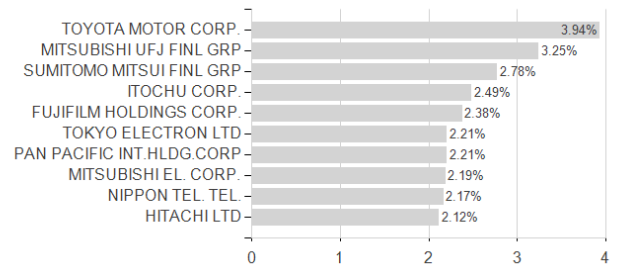
3 Displays the Ethical-Dynamical Ratio calculated according to standard criteria. The maximum value is 100. For more information visit [EDA](#)

**Assessment Structure**

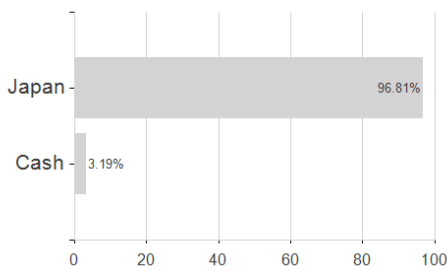
**Assets**



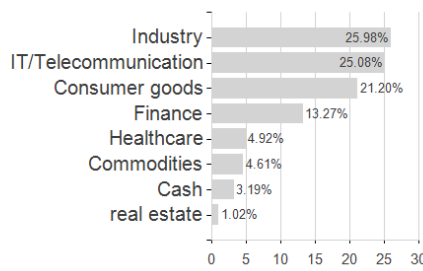
**Largest positions**



**Countries**



**Branches**



**Currencies**

