

Empureon US Equity Fund - Anteilklasse F / DE000A3D9GS8 / A3D9GS / Universal-Investment

Last 11/04/2024 ¹	Country	Branch	Type of yield	Type
1305.92 USD	United States of America	Mixed Sectors	paying dividend	Equity Fund



Risk key figures

SRI	1	2	3	4	5	6	7
Mountain-View Funds Rating ²							EDA ³
-							64

Yearly Performance

Master data		Conditions		Other figures	
Fund type	Single fund	Issue surcharge	5.00%	Minimum investment	USD 1,000,000.00
Category	Equity	Planned administr. fee	0.00%	Savings plan	-
Sub category	Mixed Sectors	Deposit fees	0.10%	UCITS / OGAW	Yes
Fund domicile	Germany	Redemption charge	0.00%	Performance fee	0.00%
Tranch volume	(11/04/2024) USD 70.33 mill.	Ongoing charges	-	Redeployment fee	0.00%
Total volume	(11/04/2024) USD 288.88 mill.	Dividends		Investment company	
Launch date	7/10/2023			Universal-Investment	
KESt report funds	No			Theodor-Heuss-Allee 70, 60486, Frankfurt am Main	
Business year start	01.01.			Germany	
Sustainability type	-			https://www.universal-investment.com	
Fund manager	-				

Performance	1M	6M	YTD	1Y	2Y	3Y	5Y	Since start
Performance	-0.74%	+11.37%	+22.38%	+34.94%	-	-	-	+30.59%
Performance p.a.	-	-	-	+35.05%	-	-	-	+22.35%
Sharpe ratio	-0.92	1.37	1.65	2.28	-	-	-	1.27
Volatility	12.36%	15.37%	14.58%	14.06%	0.00%	0.00%	0.00%	15.26%
Worst month	-	-1.15%	-4.53%	-4.53%	-7.50%	0.00%	0.00%	-7.50%
Best month	-	6.06%	6.06%	12.22%	12.22%	0.00%	0.00%	12.22%
Maximum loss	-3.22%	-11.07%	-11.07%	-11.07%	0.00%	0.00%	0.00%	-

Distribution permission

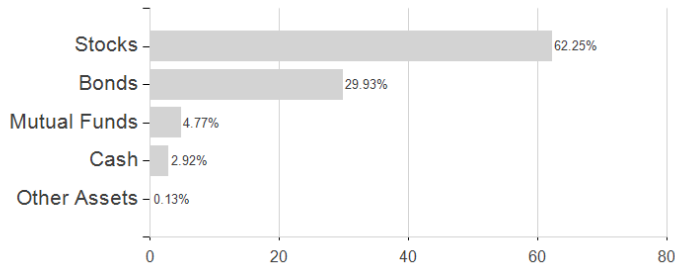
Germany

1 Important note on update status: The displayed date refers exclusively to the calculation of the NAV.
 2 The Mountain-View Data Fund Rating calculates a comparative ranking for funds using yield, volatility and trend data. For more information visit [MVD Funds Rating](#)
 3 Displays the Ethical-Dynamical Ratio calculated according to standard criteria. The maximum value is 100. For more information visit [EDA](#)

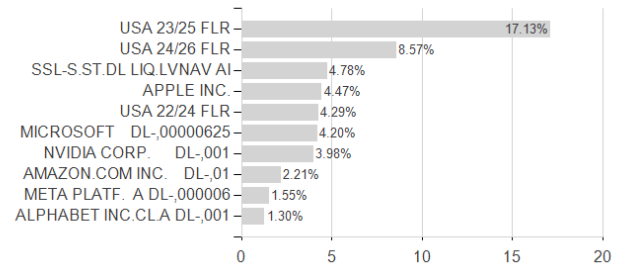
Empureon US Equity Fund - Anteilklasse F / DE000A3D9GS8 / A3D9GS / Universal-Investment

Assessment Structure

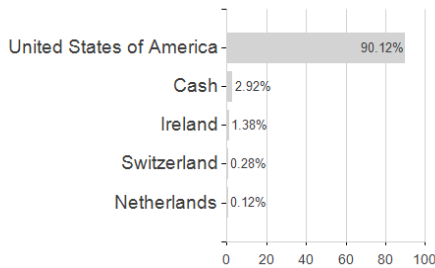
Assets



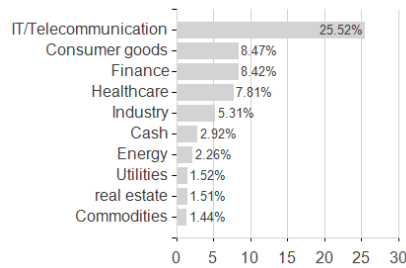
Largest positions



Countries



Branches



Currencies

