

Fidelity Funds 2 – Global Future Leaders Fund I-ACC-USD / LU2645236055 / A3ET8Y / FIL IM (LU)

Last 10/02/2024 <sup>1</sup>	Region	Branch	Type of yield	Type
12.27 USD	Worldwide	Mixed Sectors	reinvestment	Equity Fund



Risk key figures						
SRI	1	2	3	4	5	6 7
Mountain-View Funds Rating <sup>2</sup>						EDA <sup>3</sup>
-						72

Yearly Performance

Master data		Conditions		Other figures	
Fund type	Single fund	Issue surcharge	0.00%	Minimum investment	USD 10,000,000.00
Category	Equity	Planned administr. fee	0.00%	Savings plan	-
Sub category	Mixed Sectors	Deposit fees	0.00%	UCITS / OGAW	Yes
Fund domicile	Luxembourg	Redemption charge	0.00%	Performance fee	0.00%
Tranch volume	(10/02/2024) EUR 0.006 mill.	Ongoing charges	-	Redeployment fee	0.00%
Total volume	-	Dividends		Investment company	
Launch date	9/13/2023	FIL IM (LU)			
KESt report funds	Yes	Kärntner Straße 9, Top 8, 1010, Wien			
Business year start	01.05.	Austria			
Sustainability type	-	https://www.fidelity.at			
Fund manager	James Abela, Maroun Younes				

Performance	1M	6M	YTD	1Y	2Y	3Y	5Y	Since start
Performance	+3.02%	+7.44%	+14.14%	+27.59%	-	-	-	+22.70%
Performance p.a.	-	-	-	+27.50%	-	-	-	+21.40%
Sharpe ratio	2.57	0.92	1.27	1.84	-	-	-	1.38
Volatility	15.76%	13.22%	12.61%	13.22%	0.00%	0.00%	0.00%	13.22%
Worst month	-	-4.48%	-4.48%	-5.38%	-5.38%	0.00%	0.00%	-5.38%
Best month	-	4.05%	6.12%	9.80%	9.80%	0.00%	0.00%	9.80%
Maximum loss	-4.11%	-6.27%	-6.51%	-7.19%	0.00%	0.00%	0.00%	-

Distribution permission

Austria, Germany, Switzerland, Luxembourg

1 Important note on update status: The displayed date refers exclusively to the calculation of the NAV.

2 The Mountain-View Data Fund Rating calculates a comparative ranking for funds using yield, volatility and trend data. For more information visit [MVD Funds Rating](#)

3 Displays the Ethical-Dynamical Ratio calculated according to standard criteria. The maximum value is 100. For more information visit [EDA](#)

## Fidelity Funds 2 – Global Future Leaders Fund I-ACC-USD / LU2645236055 / A3ET8Y / FIL IM (LU)

### Investment strategy

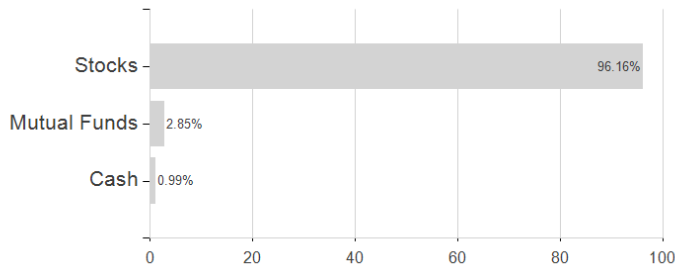
In actively managing the fund, the Investment Manager considers growth and valuation metrics, company financials, return on capital, cash flows and other measures, as well as company management, industry economic conditions, and other factors. The Investment Manager also considers ESG characteristics when assessing investment risks and opportunities. In determining favourable ESG characteristics, the Investment Manager takes into account ESG ratings provided by Fidelity or external agencies. Through the investment management process the Investment Manager aims to ensure that investee companies follow good governance practices. The fund adheres to the Fidelity Sustainable Investing Framework standards. For more information, see "Sustainable Investing and ESG Integration" and the Sustainability Annex.

### Investment goal

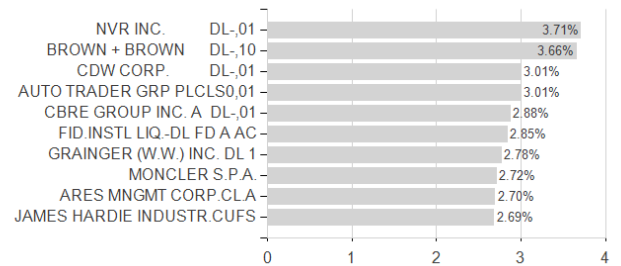
The fund aims to achieve capital growth over time. The fund invests at least 70% of its assets, in equities of small and medium sized companies from anywhere in the world. The fund invests at least 50% of its assets in securities of issuers with favourable environmental, social and governance (ESG) characteristics. The fund may invest in the following assets according to the percentages indicated: Money market instruments: up to 20%, Emerging markets (including investments in China A and B Shares): up to 10% (in aggregate).

### Assessment Structure

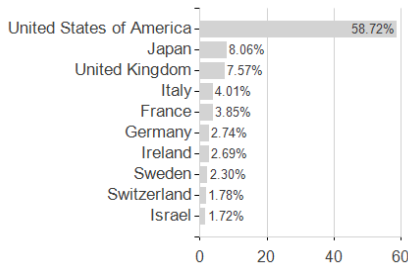
#### Assets



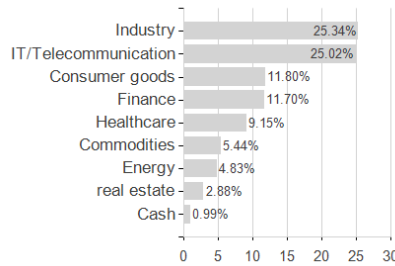
#### Largest positions



#### Countries



#### Branches



#### Currencies

