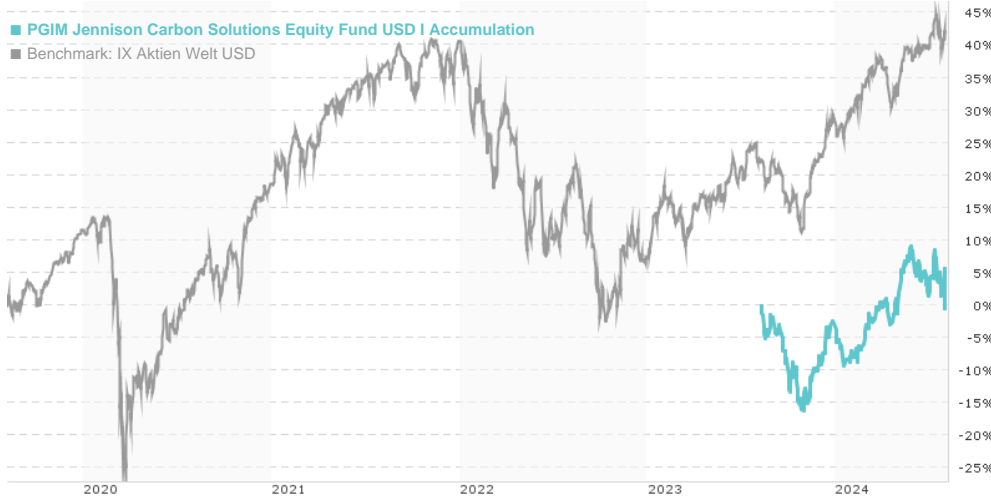


PGIM Jennison Carbon Solutions Equity Fund USD I Accumulation / IE000WQGMFL6 / A3EF8W / PGIM FUNDS

Last 08/02/2024 ¹	Region	Branch	Type of yield	Type
99.55 USD	Worldwide	Mixed Sectors	reinvestment	Equity Fund



Risk key figures

SRI	1	2	3	4	5	6	7
Mountain-View Funds Rating ²							EDA ³
-							74

Yearly Performance

Master data		Conditions		Other figures	
Fund type	Single fund	Issue surcharge	0.00%	Minimum investment	USD 10,000,000.00
Category	Equity	Planned administr. fee	0.00%	Savings plan	-
Sub category	Mixed Sectors	Deposit fees	0.00%	UCITS / OGAW	Yes
Fund domicile	Ireland	Redemption charge	0.00%	Performance fee	0.00%
Tranch volume	(08/02/2024) USD 19.76 mill.	Ongoing charges	-	Redeployment fee	0.00%
Total volume	(08/02/2024) USD 19.94 mill.	Dividends		Investment company	
Launch date	8/10/2023			PGIM FUNDS	
KESt report funds	No			Taunusanlage 18, 60325, Frankfurt am Main	
Business year start	01.07.			Germany	
Sustainability type	Climate			www.pgim.com	
Fund manager	Neil P. Brown, Jay Saunders, Bobby Edemeka				

Performance	1M	6M	YTD	1Y	2Y	3Y	5Y	Since start
Performance	-2.67%	+7.21%	+2.36%	-0.45%	-	-	-	-0.45%
Performance p.a.	-	-	-	-0.46%	-	-	-	-
Sharpe ratio	-1.19	0.67	0.03	-	-	-	-	-0.24
Volatility	25.91%	16.99%	16.40%	0.00%	0.00%	0.00%	0.00%	16.93%
Worst month	-	-5.87%	-6.05%	-8.71%	0.00%	0.00%	0.00%	-8.71%
Best month	-	9.19%	9.19%	9.19%	0.00%	0.00%	0.00%	9.19%
Maximum loss	-8.32%	-8.92%	-8.92%	0.00%	0.00%	0.00%	0.00%	-

Distribution permission

Austria, Germany

¹ Important note on update status: The displayed date refers exclusively to the calculation of the NAV.

² The Mountain-View Data Fund Rating calculates a comparative ranking for funds using yield, volatility and trend data. For more information visit [MVD Funds Rating](#)

³ Displays the Ethical-Dynamical Ratio calculated according to standard criteria. The maximum value is 100. For more information visit [EDA](#)

DISCLAIMER: The information on this page are for informational purposes only and should neither an offer to sell nor a solicitation for the purchase of the security or recommendation in favor of the security to be understood. baha GmbH assumes no liability despite thorough searches for the accuracy of the data.

Funds data from: www.mountain-view.com. Fact Sheet created by: www.baha.com

PGIM Jennison Carbon Solutions Equity Fund USD I Accumulation / IE000WQGMFL6 / A3EF8W / PGIM FUNDS

Investment strategy

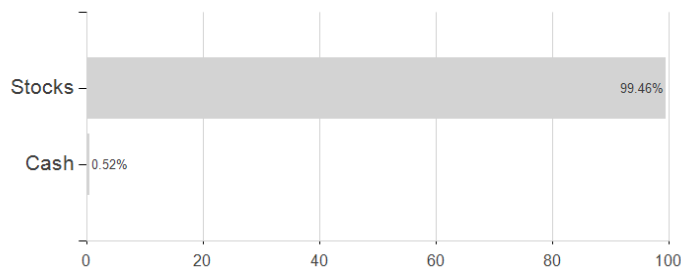
The Sub-Investment Manager looks for companies that it believes contribute towards the clean energy transition through areas such as fuel decarbonisation, carbon capture and storage, electrification, renewables, infrastructure modernisation, and energy efficiency. The Fund may invest in companies that the Sub-Investment Manager believes will support improved sustainability practices over time, such as natural gas companies. The Fund may invest in securities of issuers of any market capitalisation size. The Fund can invest without limit in non-U.S. equity and equity-related securities, typically invests in a number of different countries, and may invest a significant portion of its assets in companies located in emerging markets. The Fund may also invest in China A Shares through the Shanghai-Hong Kong Stock Connect and Shenzhen-Hong Kong Stock Connect programs.

Investment goal

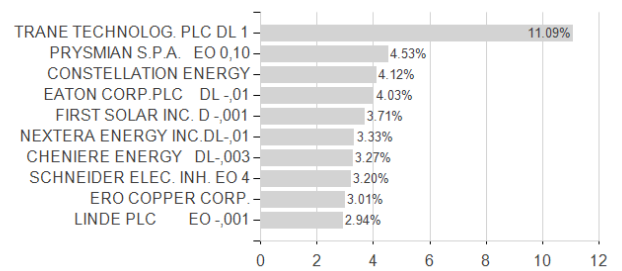
The Fund seeks long-term capital appreciation. There can be no assurance that the investment objective will be achieved. The Fund will seek to achieve its investment objective by investing in equity and equity-related securities of companies located around the world that the Sub-Investment Manager believes are involved in activities that will reduce global carbon emissions and aid in the transition to a clean energy future.

Assessment Structure

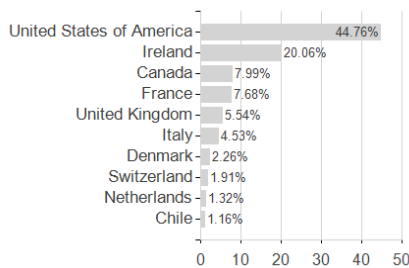
Assets



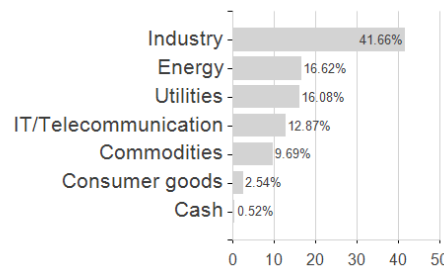
Largest positions



Countries



Branches



Currencies

