

DNCA Eurose N / FR0013294311 / A2H9RA / DNCA FINANCE (LU)

Last 07/26/2024 <sup>1</sup>	Region	Branch	Type of yield	Type
443.07 EUR	Euroland	Mixed Fund/Focus Bonds	reinvestment	Mixed Fund



Risk key figures

SRI	1	2	3	4	5	6	7
Mountain-View Funds Rating <sup>2</sup>	EDA <sup>3</sup>						
	▲▲▲▲▲▲▲						

Yearly Performance

2023	+9.15%
2022	-2.61%
2021	+7.71%
2020	-3.78%
2019	+8.39%

Master data	Conditions	Other figures
-------------	------------	---------------

Fund type	Single fund	Issue surcharge	1.00%	Minimum investment	UNT 0
Category	Mixed Fund	Planned administr. fee	0.00%	Savings plan	-
Sub category	Mixed Fund/Focus Bonds	Deposit fees	0.00%	UCITS / OGAW	Yes
Fund domicile	France	Redemption charge	0.00%	Performance fee	0.00%
Tranch volume	(07/26/2024) EUR 31.39 mill.	Ongoing charges	-	Redeployment fee	0.00%
Total volume	(07/26/2024) EUR 2,725.06 mill.	<b>Dividends</b>		<b>Investment company</b>	
Launch date	12/7/2017	DNCA FINANCE (LU)			
KESr report funds	No	19 place Vendôme, 75001, Paris			
Business year start	01.01.	France			
Sustainability type	-	https://www.dnca-investments.com			
Fund manager	Jean-Charles Mériaux, Romain Grandis, Damien Lanternier, Adrien Le Clairche, Baptiste Planchard				

Performance	1M	6M	YTD	1Y	2Y	3Y	5Y	Since start
Performance	+1.41%	+2.83%	+2.73%	+6.61%	+13.63%	+11.73%	+16.27%	+15.22%
Performance p.a.	-	-	-	+6.59%	+6.59%	+3.76%	+3.06%	+2.16%
Sharpe ratio	5.57	0.80	0.47	1.14	0.81	0.02	-0.10	-0.27
Volatility	2.67%	2.59%	2.55%	2.56%	3.59%	4.35%	6.04%	5.62%
Worst month	-	-1.83%	-1.83%	-1.83%	-3.55%	-5.05%	-10.44%	-10.44%
Best month	-	1.81%	1.81%	1.87%	3.46%	3.46%	7.14%	7.14%
Maximum loss	-0.28%	-1.93%	-1.93%	-1.93%	-6.19%	-9.43%	-18.58%	-

Distribution permission  
Germany, Switzerland

<sup>1</sup> Important note on update status: The displayed date refers exclusively to the calculation of the NAV.

## DNCA Eurose N / FR0013294311 / A2H9RA / DNCA FINANCE (LU)

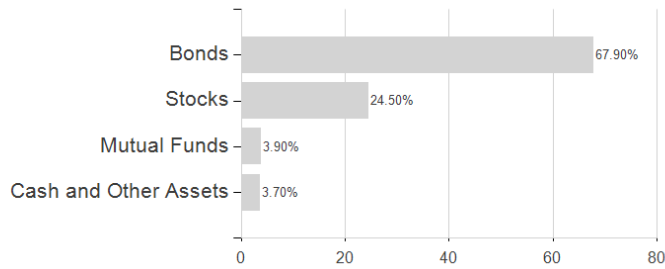
2 The Mountain-View Data Fund Rating calculates a comparative ranking for funds using yield, volatility and trend data. For more information visit [MVD Funds Rating](#)

### Investment goal

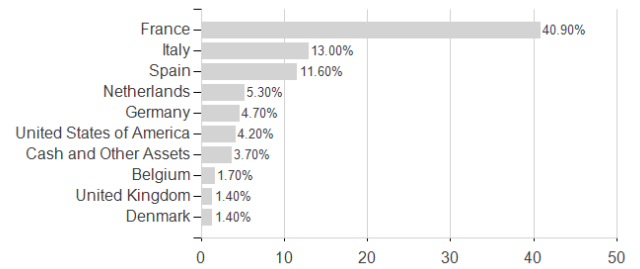
The investment objective is to seek to outperform the 20% DJ EUROSTOXX 50 and 80% FTSE MTS Global composite index calculated with dividends and coupons reinvested, over the recommended investment period. This flexible fund seeks to improve the profitability of an investment through active management of equities and bonds. This flexible fund seeks to improve the profitability of an investment by active management of equities and bonds in the Eurozone, in particular by selecting stocks that meet socially responsible investment criteria. It offers an alternative to bonds, convertible bonds and euro funds, but without a capital guarantee. To achieve its investment objective, the investment strategy is based on active discretionary management.

### Assessment Structure

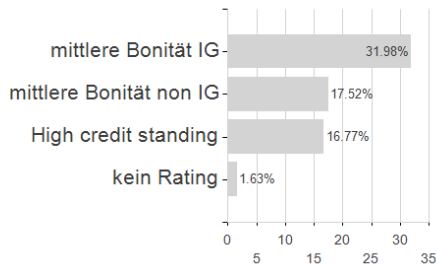
#### Assets



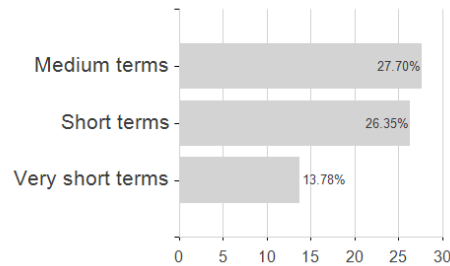
#### Countries



#### Rating



#### Duration



#### Branches

