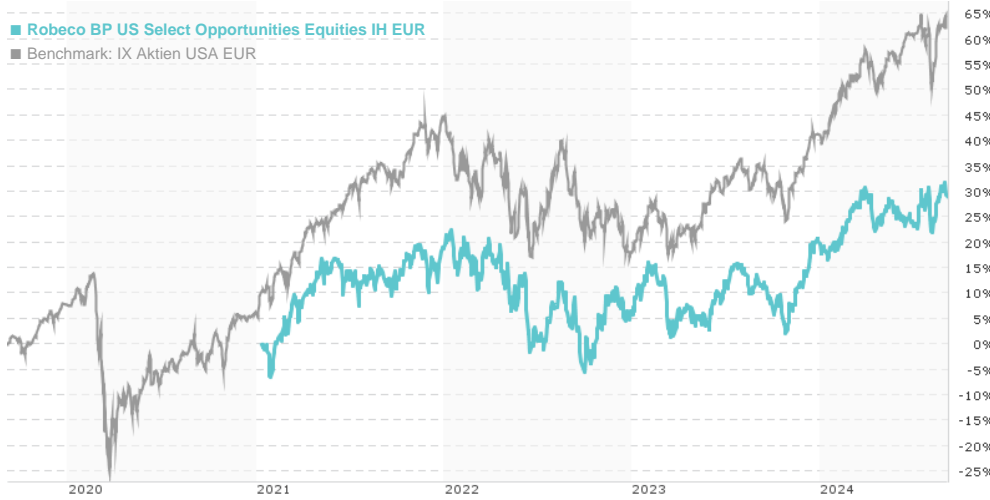


Robeco BP US Select Opportunities Equities IH EUR / LU0674139976 / A2DHH8 / Robeco Inst. AM

Last 09/04/2024 ¹	Country	Branch	Type of yield	Type
240.32 EUR	United States of America	Mixed Sectors	reinvestment	Equity Fund



Risk key figures

SRI	1	2	3	4	5	6	7	
Mountain-View Funds Rating ²							EDA ³	49

Yearly Performance

2023	+13.21%
2022	-10.69%
2021	+19.10%

Master data		Conditions		Other figures	
Fund type	Single fund	Issue surcharge	0.50%	Minimum investment	UNT 0
Category	Equity	Planned administr. fee	0.00%	Savings plan	-
Sub category	Mixed Sectors	Deposit fees	0.00%	UCITS / OGAW	Yes
Fund domicile	Luxembourg	Redemption charge	0.00%	Performance fee	0.00%
Tranch volume	-	Ongoing charges	-	Redeployment fee	0.00%
Total volume	(09/04/2024) USD 735.49 mill.	Dividends		Investment company	
Launch date	10/7/2013	Robeco Inst. AM			
KESt report funds	No	Weena 850, 3014, Rotterdam			
Business year start	01.01.	Netherlands			
Sustainability type	-	https://www.robeco.com			
Fund manager	Steven Pollack, Tim Collard				

Performance	1M	6M	YTD	1Y	2Y	3Y	5Y	Since start
Performance	+5.48%	+1.76%	+7.28%	+15.21%	+25.17%	+14.20%	-	+29.18%
Performance p.a.	-	-	-	+15.21%	+11.90%	+4.53%	-	+7.27%
Sharpe ratio	5.43	0.01	0.59	0.89	0.53	0.06	-	0.22
Volatility	16.20%	13.39%	12.84%	13.24%	15.90%	17.63%	0.00%	17.55%
Worst month	-	-5.62%	-5.62%	-5.62%	-9.28%	-10.50%	0.00%	-10.50%
Best month	-	5.47%	6.78%	8.57%	11.16%	11.16%	0.00%	11.16%
Maximum loss	-2.06%	-6.77%	-6.77%	-9.01%	-13.26%	-22.65%	0.00%	-

Distribution permission

Austria, Germany, Switzerland, Czech Republic

¹ Important note on update status: The displayed date refers exclusively to the calculation of the NAV.

² The Mountain-View Data Fund Rating calculates a comparative ranking for funds using yield, volatility and trend data. For more information visit [MVD Funds Rating](#)

³ Displays the Ethical-Dynamical Ratio calculated according to standard criteria. The maximum value is 100. For more information visit [EDA](#)

Robeco BP US Select Opportunities Equities IH EUR / LU0674139976 / A2DHH8 / Robeco Inst. AM

Investment strategy

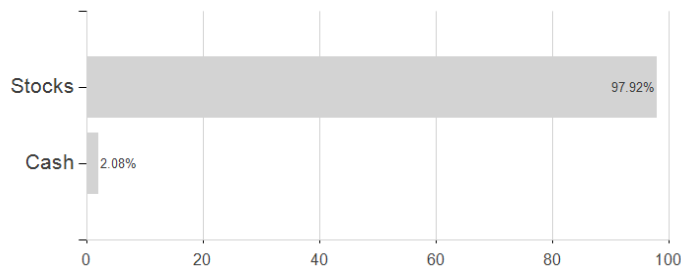
The Sub-fund is actively managed. The securities selected for the Sub-fund's investment universe may be components of the Benchmark, but securities outside the Benchmark may be selected too. The investment policy is not constrained by a benchmark but the Sub-fund uses a benchmark for comparison purposes. The Portfolio Manager has discretion over the composition of the portfolio subject to the investment objectives. The Sub-fund can deviate substantially from the issuer, country and sector weightings of the benchmark. There are no restrictions on the deviation from the benchmark. The benchmark is a broad market weighted index that is not consistent with the environmental, social and governance characteristics promoted by the Sub-fund.

Investment goal

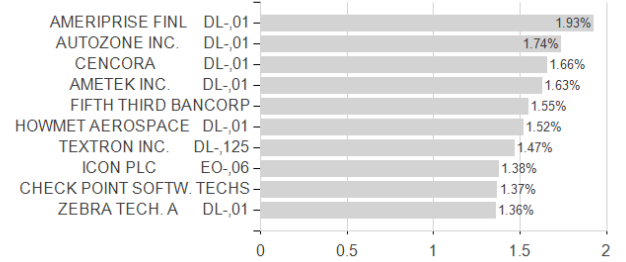
Robeco BP US Select Opportunities Equities is an actively managed fund that invests in mid-cap stocks in the United States. The selection of these stocks is based on fundamental analysis. The fund's objective is to achieve a better return than the index.

Assessment Structure

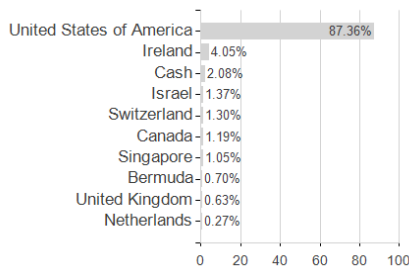
Assets



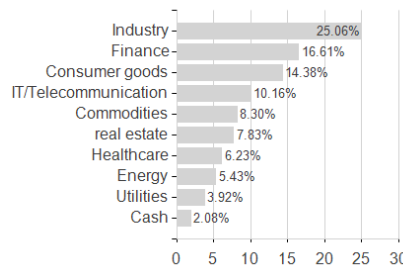
Largest positions



Countries



Branches



Currencies

