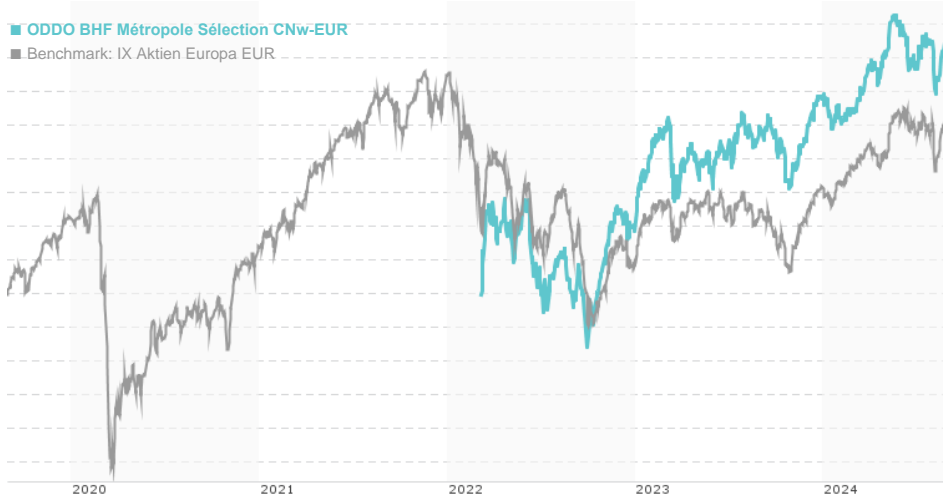


ODDO BHF Métropole Sélection CNw-EUR / FR00140089D8 / A3DHKD / ODDO BHF AM SAS

Last 08/27/2024 ¹	Region	Branch	Type of yield	Type
269.59 EUR	Europe	Mixed Sectors	reinvestment	Equity Fund



Risk key figures

SRI	1	2	3	4	5	6	7	
Mountain-View Funds Rating ²							EDA ³	74

Yearly Performance

2023	+18.03%
------	---------

Master data		Conditions		Other figures	
Fund type	Single fund	Issue surcharge	4.00%	Minimum investment	UNT 0
Category	Equity	Planned administr. fee	0.00%	Savings plan	-
Sub category	Mixed Sectors	Deposit fees	0.00%	UCITS / OGAW	Yes
Fund domicile	France	Redemption charge	0.00%	Performance fee	0.00%
Tranch volume	(08/27/2024) EUR 2.18 mill.	Ongoing charges	-	Redeployment fee	0.00%
Total volume	(08/27/2024) EUR 153.16 mill.	Dividends		Investment company	
Launch date	3/4/2022			ODDO BHF AM SAS	
KESt report funds	No			12 Bd de la Madeleine, 75440, Paris Cedex 09	
Business year start	01.01.			France	
Sustainability type	-			www.am.oddo-bhf.com	
Fund manager	Cedric Hereng, Jeremy Gaudichon, Fredrik Berenholt, Markus Maus, Thibault Moureu				

Performance	1M	6M	YTD	1Y	2Y	3Y	5Y	Since start
Performance	+0.42%	+7.96%	+6.76%	+11.48%	+37.17%	-	-	+37.81%
Performance p.a.	-	-	-	+11.48%	+17.14%	-	-	+13.82%
Sharpe ratio	0.13	1.16	0.64	0.73	0.96	-	-	0.64
Volatility	15.16%	11.26%	10.96%	10.90%	14.18%	0.00%	0.00%	16.00%
Worst month	-	-4.66%	-4.66%	-6.01%	-6.01%	-11.29%	0.00%	-11.29%
Best month	-	5.65%	5.65%	5.74%	10.43%	10.43%	0.00%	10.43%
Maximum loss	-5.70%	-8.31%	-8.31%	-8.66%	-11.69%	0.00%	0.00%	-

Distribution permission	
Austria, Germany, Switzerland	

¹ Important note on update status: The displayed date refers exclusively to the calculation of the NAV.
² The Mountain-View Data Fund Rating calculates a comparative ranking for funds using yield, volatility and trend data. For more information visit [MVD Funds Rating](#)

ODDO BHF Métropole Sélection CNw-EUR / FR00140089D8 / A3DHKD / ODDO BHF AM SAS

Investment strategy

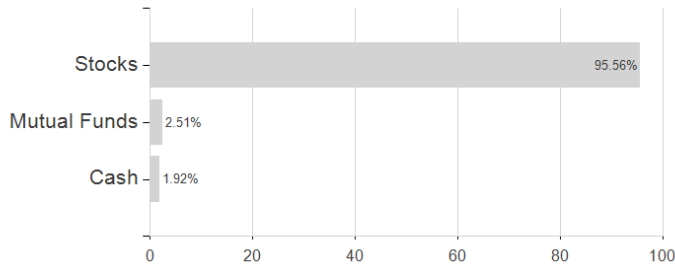
The strategy consists of selecting companies with the best ESG scores, narrowing down the investment universe by applying a best in class/best effort approach to EU, UK, Swiss and Norwegian companies, then selecting discounted stocks through a rigorous financial analysis, knowledge of management teams, and the identification of one or more catalysts that could reduce the discount over an 18-24-month horizon. Investment in EU and UK equities shall be at least 75%, and exposure at least 60%. When not invested in equities, up to 10% of the Sub-fund's assets may be invested in units or shares of UCITS, including other UCITS managed by the ODDO BHF Group, and up to 15% in money market products.

Investment goal

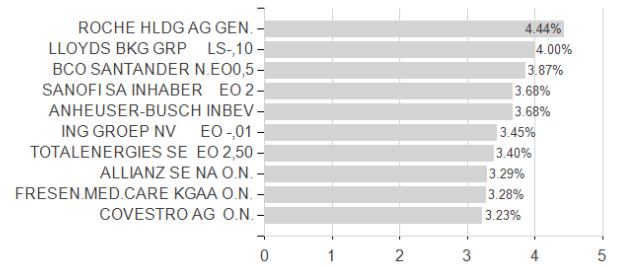
The Sub-fund seeks to outperform its benchmark, the MSCI Europe Value NR EUR, through active management over a five-year period.

Assessment Structure

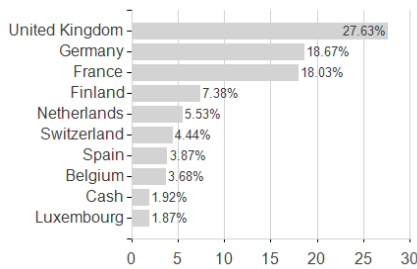
Assets



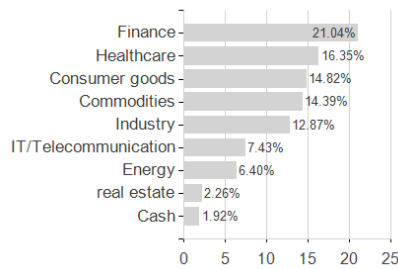
Largest positions



Countries



Branches



Currencies

